

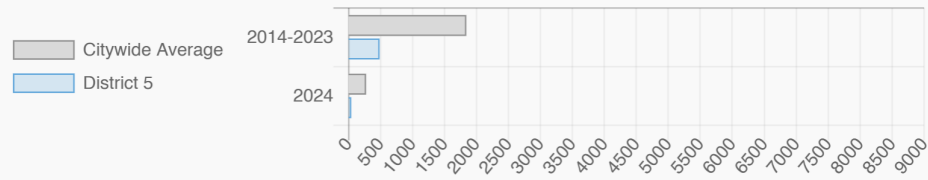
JULIE MENIN

NY City Council
District 5

@JulieMenin

East Midtown-Turtle Bay, United Nations, Upper East Side-Lenox Hill-Roosevelt Island,
Upper East Side-Carnegie Hill, Upper East Side-Yorkville

Affordable Housing Construction in District: 2014-2024

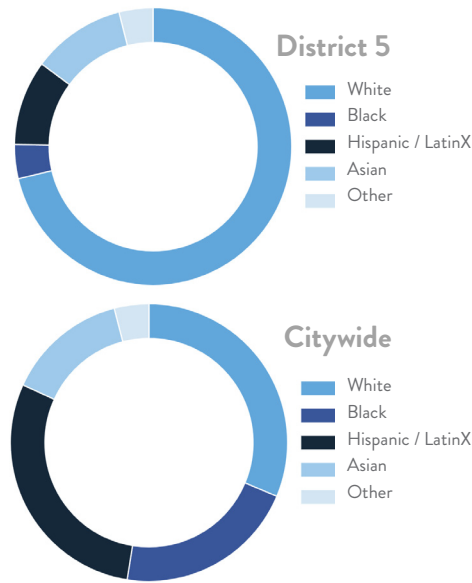


Every Neighborhood
Must Do Its Part To Solve
New York’s Affordable
Housing Crisis

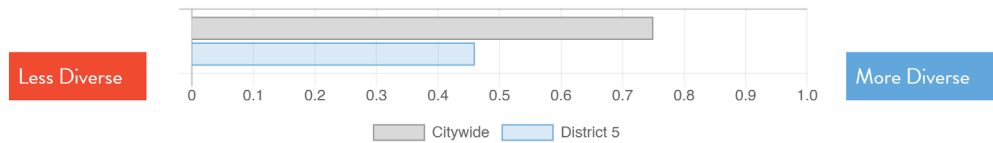
In New York City 500,000 households pay more than half their income in rent and 140,000 people were homeless while statewide New York has a shortage of 711,000 apartments affordable to very low-income households according to the most recent estimates.

 **Ranked 36**
IN AFFORDABLE
HOUSING

Who lives in District 5?



Racial Diversity Index



Demographics	District 5	Citywide
Seniors – 65 And Older	20.8%	15.5%
Families With Children	17.6%	23.7%
Median Household Income	\$140,250	\$63,998
People Living Below Poverty Level	7.6%	17.2%

What are the housing needs in District 5?

Housing Need	District 5	Citywide Avg Per District
Rental Vacancy Rate	7.1%	3.6%
Rent Burdened Households	39.6%	49.6%
Severely Rent Burdened Households	21.8%	26.8%
Expiring Affordable Units 2025-2029	1,730	1,624
Percent Overcrowded	1.9%	5.3%
Code Violations Per 100 Units	5.0	26.4
NYCHA Capital Needs	\$51,663,429	\$1,467,444,775

What is the housing stock in District 5?

Housing Stock	District 5	Citywide Avg Per District
NYCHA Units	150	3,033
Section 8 Units	939	3,149
Density: PPL Per Acre	185.8	44.7
Percent Homeowners	30.8%	32.9%
Percent Renters	69.2%	67.1%
Rent Regulated Units	17,200	18,837
Units In 1-4 Family Homes	3.6%	38.0%
Units In 5-19 Unit Buildings	14.7%	13.1%
Units In 20+ Unit Buildings	81.7%	48.7%

Housing Production	District 5	Citywide Average
Housing Units In 2023	106,354	72,971
New Housing Units In 2024	730	740
Housing Units In 2024	107,084	73,711
Percent Change In 2024	0.69%	1.00%

JULIE MENIN

NY City Council

District 5

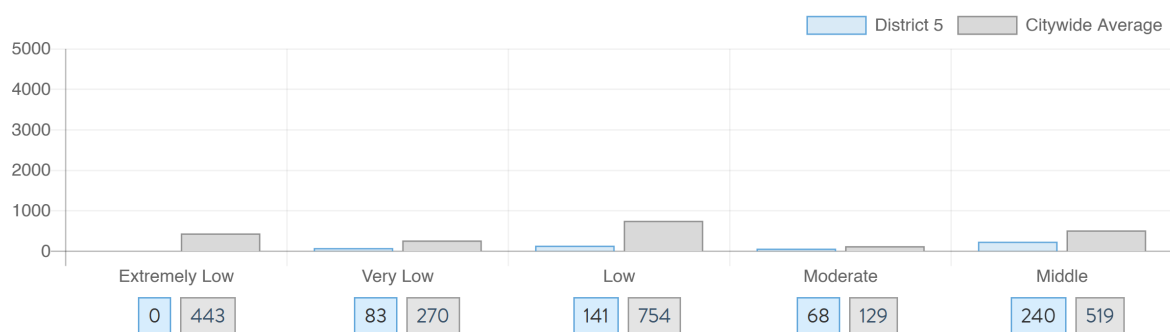
@JulieMenin

East Midtown-Turtle Bay, United Nations, Upper East Side-Lenox Hill-Roosevelt Island, Upper East Side-Carnegie Hill, Upper East Side-Yorkville

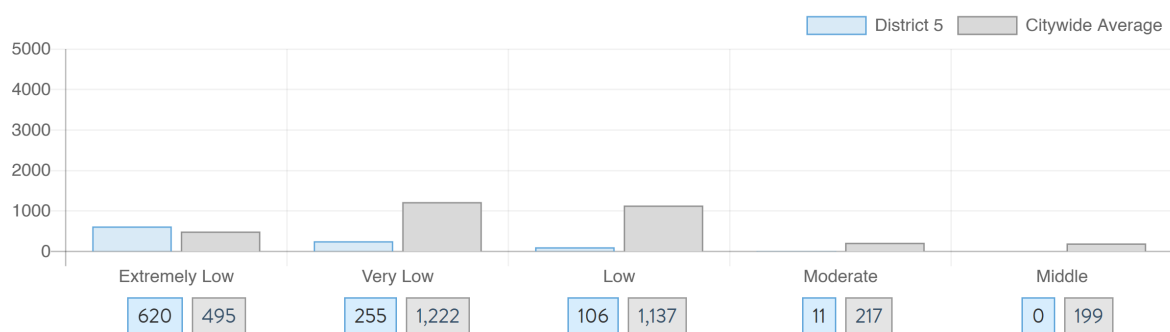
NYC
HOUSING TRACKER

What affordable housing is being produced?

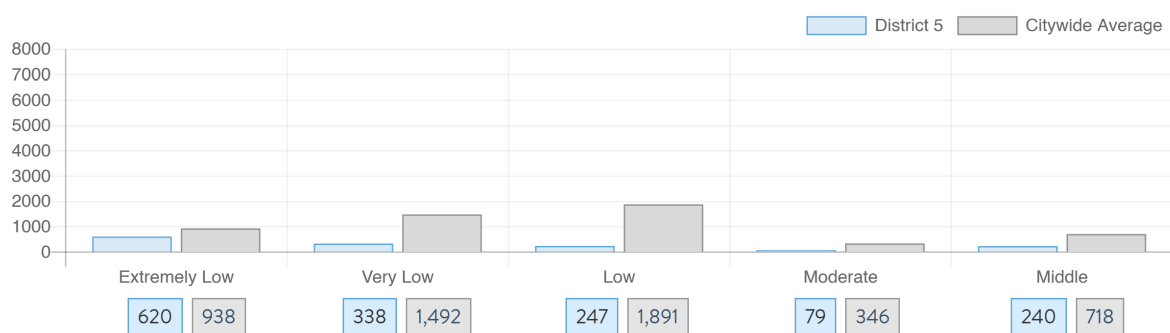
Affordable housing construction in district compared to Citywide average: 2014 - 2024



Affordable housing preserved in district: 2014 - 2024



Total affordable housing production in district: 2014 - 2024



Source: github.com/thenyhcitycouncil/districthousingtracker