

SIMCHA FELDER

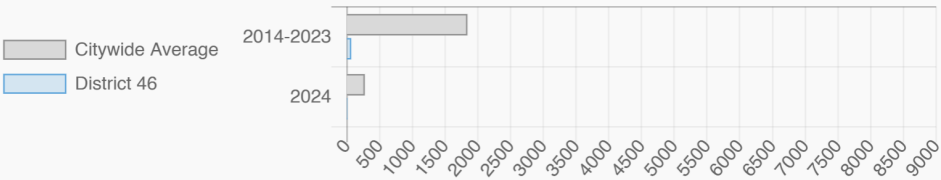
NY City Council
District 44

Bensonhurst, Gravesend (West), Sunset Park (East)-Borough Park (West), Borough Park, Mapleton-Midwood (West), Midwood, Gravesend (East)-Homecrest

Every Neighborhood
Must Do Its Part To Solve
New York’s Affordable
Housing Crisis

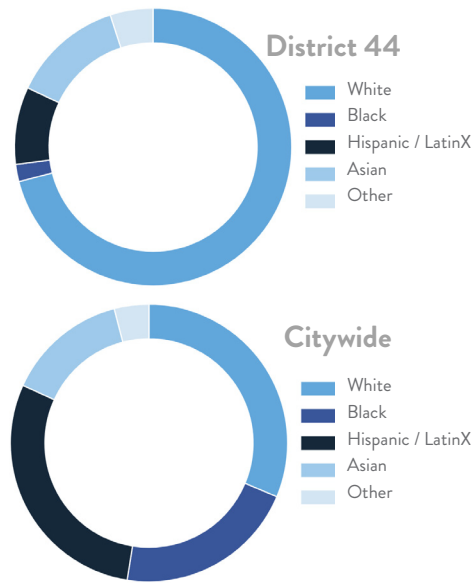
In New York City 500,000 households pay more than half their income in rent and 140,000 people were homeless while statewide New York has a shortage of 711,000 apartments affordable to very low-income households according to the most recent estimates.

Affordable Housing Construction in District: 2014-2024

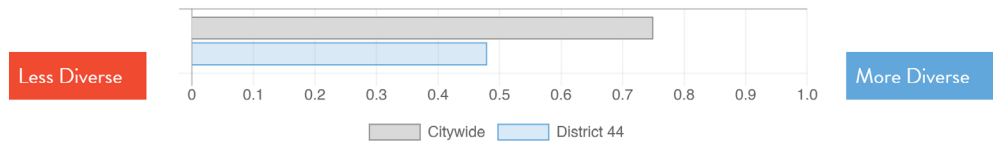


Ranked 44
IN AFFORDABLE
HOUSING

Who lives in District 44?



Racial Diversity Index



Demographics	District 44	Citywide
Seniors – 65 And Older	13.5%	15.5%
Families With Children	38.6%	23.7%
Median Household Income	\$65,278	\$63,998
People Living Below Poverty Level	24.7%	17.2%

What are the housing needs in District 44?

Housing Need	District 44	Citywide Avg Per District
Rental Vacancy Rate	2.4%	3.6%
Rent Burdened Households	57.7%	49.6%
Severely Rent Burdened Households	37.0%	26.8%
Expiring Affordable Units 2025-2029	585	1,624
Percent Overcrowded	12.5%	5.3%
Code Violations Per 100 Units	22.3	26.4
NYCHA Capital Needs	\$0	\$1,467,444,775

What is the housing stock in District 44?

Housing Stock	District 44	Citywide Avg Per District
NYCHA Units	–	3,033
Section 8 Units	3,809	3,149
Density: PPL Per Acre	77.8	44.7
Percent Homeowners	33.8%	32.9%
Percent Renters	66.2%	67.1%
Rent Regulated Units	15,300	18,837
Units In 1-4 Family Homes	57.0%	38.0%
Units In 5-19 Unit Buildings	7.7%	13.1%
Units In 20+ Unit Buildings	35.0%	48.7%

Housing Production	District 44	Citywide Average
Housing Units In 2023	55,898	72,971
New Housing Units In 2024	103	740
Housing Units In 2024	56,001	73,711
Percent Change In 2024	0.18%	1.00%

SIMCHA FELDER

NY City Council

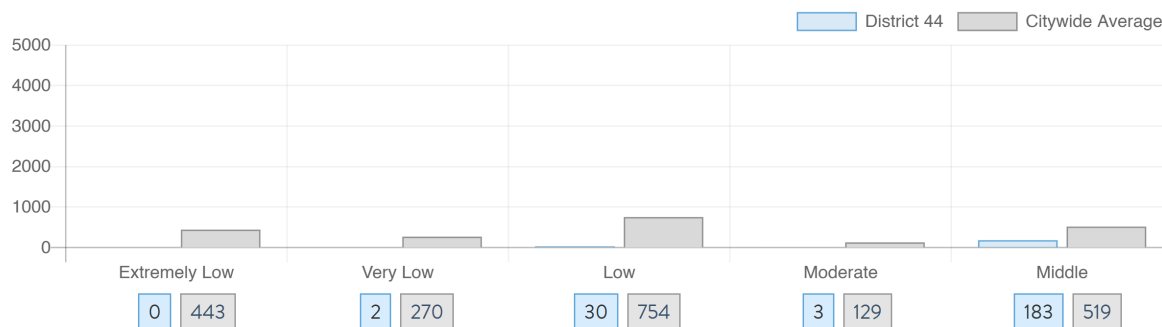
District 44

Bensonhurst, Gravesend (West), Sunset Park (East)-Borough Park (West), Borough Park, Mappleton-Midwood (West), Midwood, Gravesend (East)-Homecrest

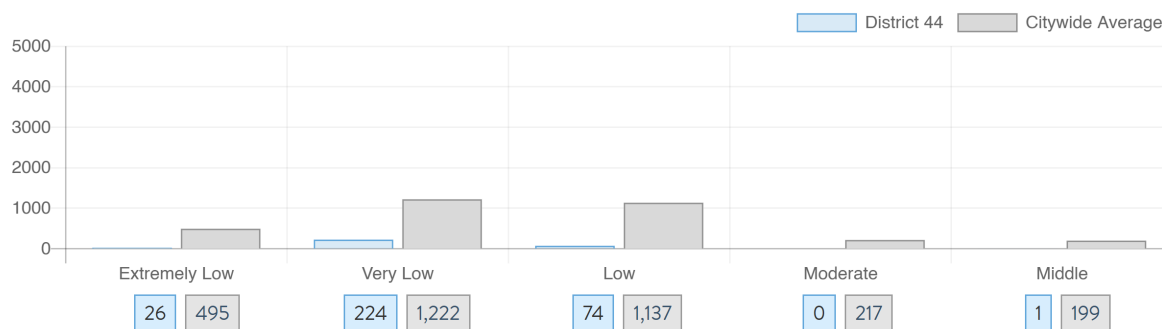
NYC
HOUSING TRACKER

What affordable housing is being produced?

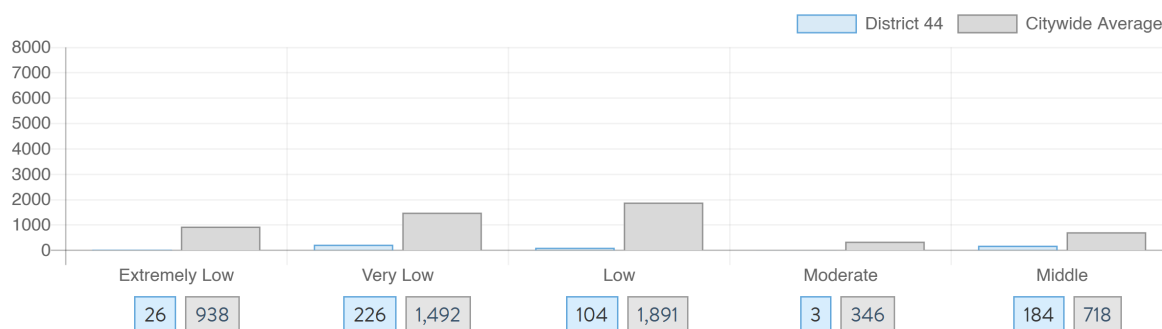
Affordable housing construction in district compared to Citywide average: 2014 - 2024



Affordable housing preserved in district: 2014 - 2024



Total affordable housing production in district: 2014 - 2024



Source: github.com/thenyhccitycouncildistricthousingtracker