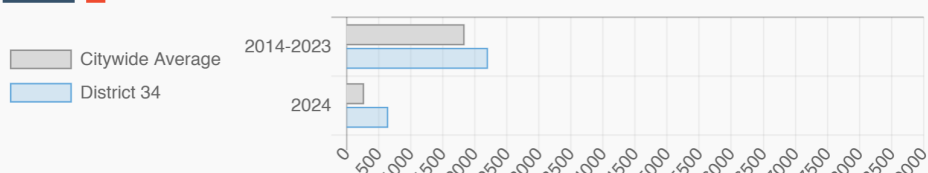


JENNIFER GUTIÉRREZ

NY City Council
District 34  @CMJenGutierrez

Greenpoint, Northside Williamsburg, South Williamsburg, Brooklyn Heights, Downtown Brooklyn, DUMBO, Boerum Hill, Vinegar Hill, Bedford-Stuyvesant, Brooklyn Navy Yard

Affordable Housing Construction in District: 2014-2024



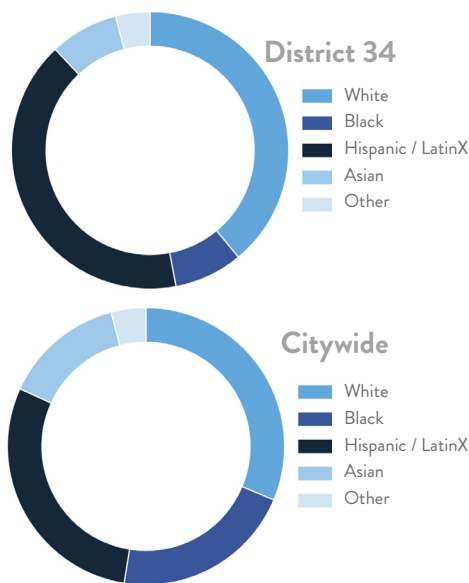
Every Neighborhood Must Do Its Part To Solve New York's Affordable Housing Crisis

In New York City 500,000 households pay more than half their income in rent and 140,000 people were homeless while statewide New York has a shortage of 711,000 apartments affordable to very low-income households according to the most recent estimates.

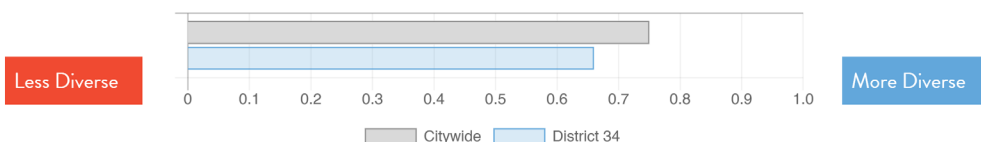


Ranked 16
IN AFFORDABLE
HOUSING

Who lives in District 34?



Racial Diversity Index



Demographics

Demographics	District 34	Citywide
Seniors – 65 And Older	9.4%	15.5%
Families With Children	18.7%	23.7%
Median Household Income	\$86,595	\$63,998
People Living Below Poverty Level	21.8%	17.2%

What is the housing stock in District 34?

Housing Stock	District 34	Citywide Avg Per District
NYCHA Units	3,588	3,033
Section 8 Units	6,719	3,149
Density: PPL Per Acre	73.8	44.7
Percent Homeowners	13.4%	32.9%
Percent Renters	86.6%	67.1%
Rent Regulated Units	26,800	18,837
Units In 1-4 Family Homes	25.5%	38.0%
Units In 5-19 Unit Buildings	35.1%	13.1%
Units In 20+ Unit Buildings	39.2%	48.7%

What are the housing needs in District 34?

Housing Need	District 34	Citywide Avg Per District
Rental Vacancy Rate	2.6%	3.6%
Rent Burdened Households	46.0%	49.6%
Severely Rent Burdened Households	21.9%	26.8%
Expiring Affordable Units 2025-2029	2,715	1,624
Percent Overcrowded	5.3%	5.3%
Code Violations Per 100 Units	22.4	26.4
NYCHA Capital Needs	\$1,755,828,074	\$1,467,444,775

Housing Production	District 34	Citywide Average
Housing Units In 2023	75,658	72,971
New Housing Units In 2024	1,502	740
Housing Units In 2024	77,160	73,711
Percent Change In 2024	1.99%	1.00%

JENNIFER GUTIÉRREZ

NY City Council

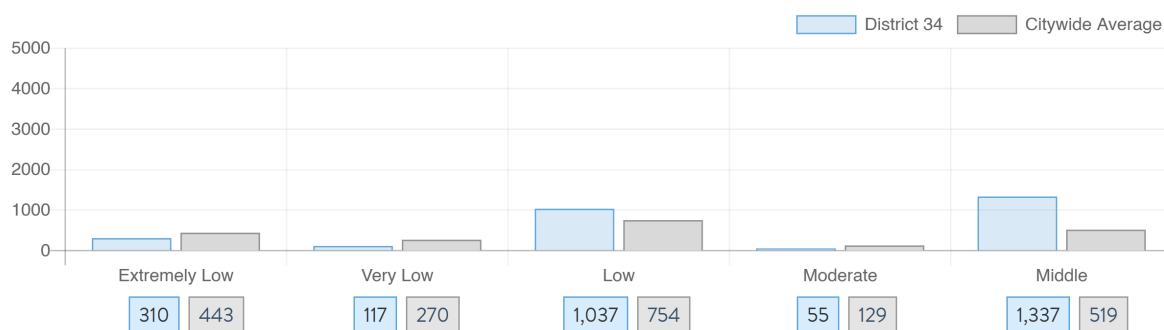
District 34 @CMJenGutierrez

Williamsburg, South Williamsburg, East Williamsburg, Bushwick (West), Bushwick (East),
Ridgewood

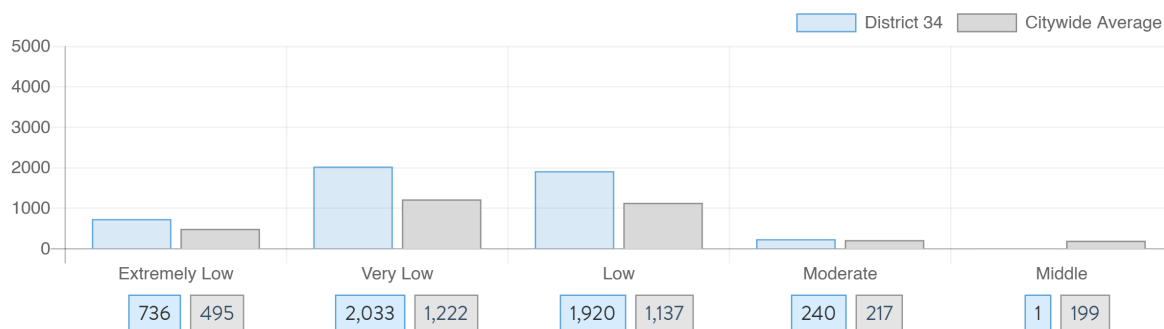
NYC
HOUSING TRACKER

What affordable housing is being produced?

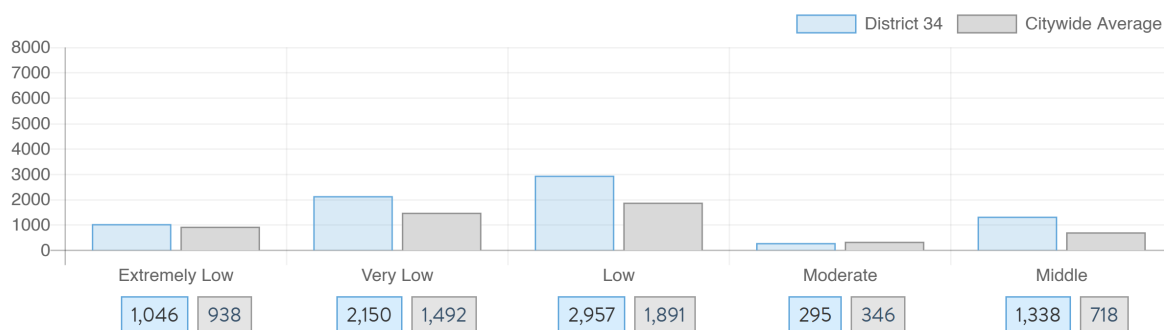
Affordable housing construction in district compared to Citywide average: 2014 - 2024



Affordable housing preserved in district: 2014 - 2024



Total affordable housing production in district: 2014 - 2024



Source: github.com/thenyhccitycouncildistricthousingtracker