

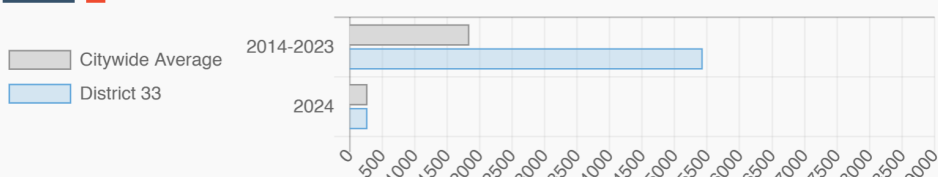
LINCOLN RESTLER

NY City Council District 33

@LincolnRestler

Greenpoint, Northside Williamsburg, South Williamsburg, Brooklyn Heights, Downtown Brooklyn, DUMBO, Boerum Hill, Vinegar Hill, Bedford-Stuyvesant, Brooklyn Navy Yard

Affordable Housing Construction in District: 2014-2024



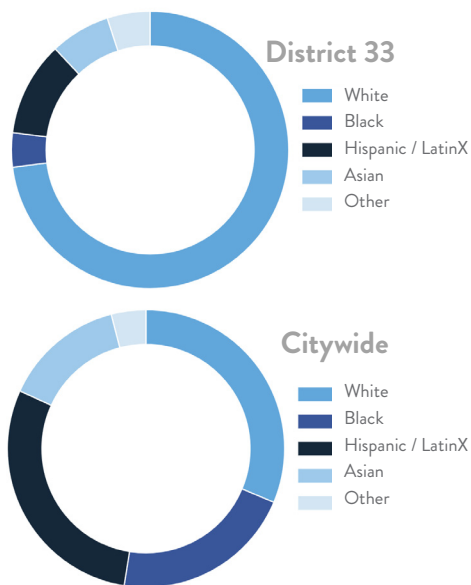
Every Neighborhood Must Do Its Part To Solve New York's Affordable Housing Crisis

In New York City 500,000 households pay more than half their income in rent and 140,000 people were homeless while statewide New York has a shortage of 711,000 apartments affordable to very low-income households according to the most recent estimates.

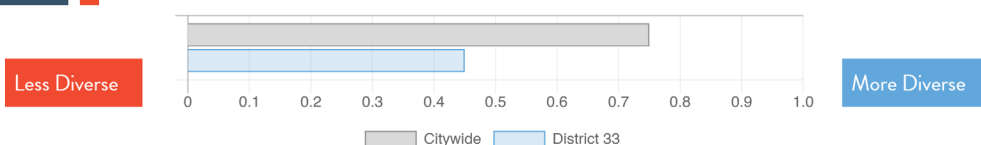


Ranked 5
IN AFFORDABLE
HOUSING

Who lives in District 33?



Racial Diversity Index



Demographics

	District 33	Citywide
Seniors – 65 And Older	8.3%	15.5%
Families With Children	23.9%	23.7%
Median Household Income	\$136,307	\$63,998
People Living Below Poverty Level	20.8%	17.2%

What are the housing needs in District 33?

Housing Need	District 33	Citywide Avg Per District
Rental Vacancy Rate	3.9%	3.6%
Rent Burdened Households	41.1%	49.6%
Severely Rent Burdened Households	23.2%	26.8%
Expiring Affordable Units 2025-2029	7,871	1,624
Percent Overcrowded	5.2%	5.3%
Code Violations Per 100 Units	9.6	26.4
NYCHA Capital Needs	\$0	\$1,467,444,775

What is the housing stock in District 33?

Housing Stock	District 33	Citywide Avg Per District
NYCHA Units	–	3,033
Section 8 Units	3,528	3,149
Density: PPL Per Acre	64.5	44.7
Percent Homeowners	27.7%	32.9%
Percent Renters	72.3%	67.1%
Rent Regulated Units	26,800	18,837
Units In 1-4 Family Homes	24.6%	38.0%
Units In 5-19 Unit Buildings	28.9%	13.1%
Units In 20+ Unit Buildings	46.5%	48.7%

Housing Production	District 33	Citywide Average
Housing Units In 2023	88,302	72,971
New Housing Units In 2024	3,800	740
Housing Units In 2024	92,102	73,711
Percent Change In 2024	4.30%	1.00%

LINCOLN RESTLER

NY City Council

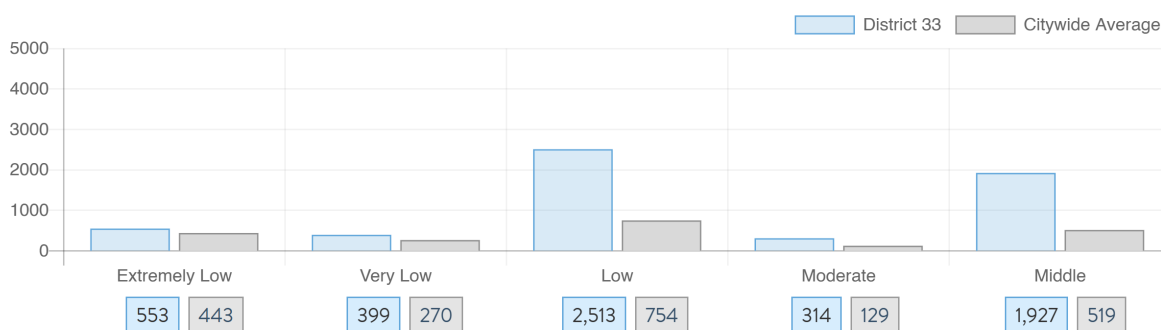
District 33 @LincolnRestler

Greenpoint, Northside Williamsburg, South Williamsburg, Brooklyn Heights, Downtown Brooklyn, DUMBO, Boerum Hill, Vinegar Hill, Bedford-Stuyvesant, Brooklyn Navy Yard

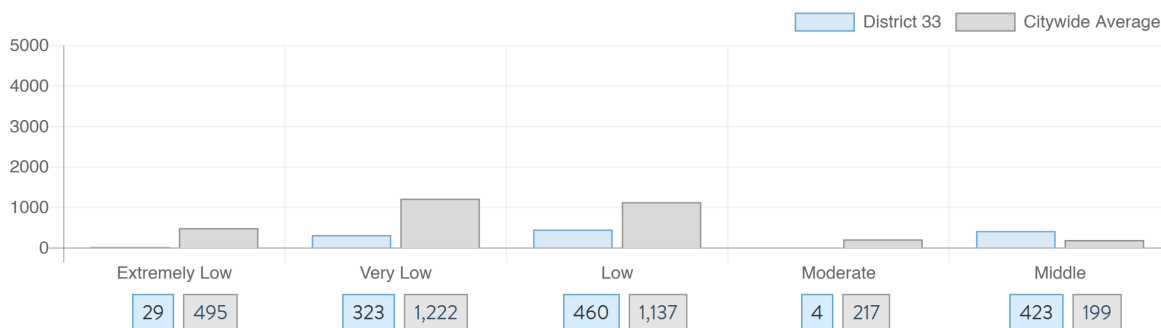
NYC
HOUSING TRACKER

What affordable housing is being produced?

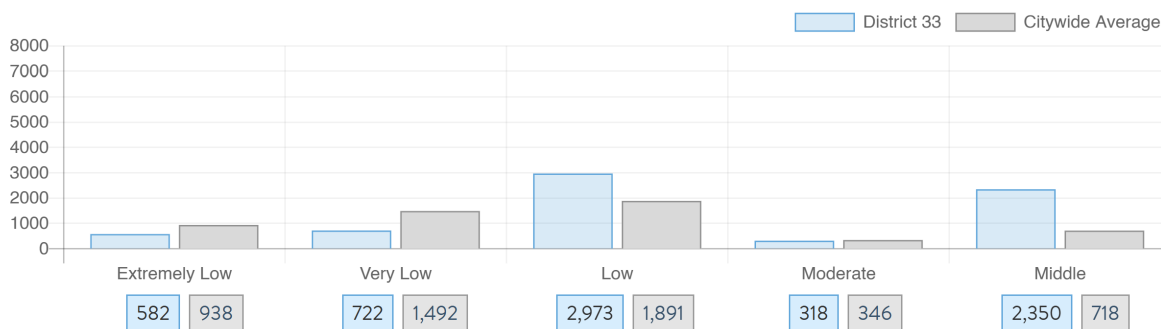
Affordable housing construction in district compared to Citywide average: 2014 - 2024



Affordable housing preserved in district: 2014 - 2024



Total affordable housing production in district: 2014 - 2024



Source: github.com/thenyhccitycouncil/districthousingtracker