

NANTASHA WILLIAMS

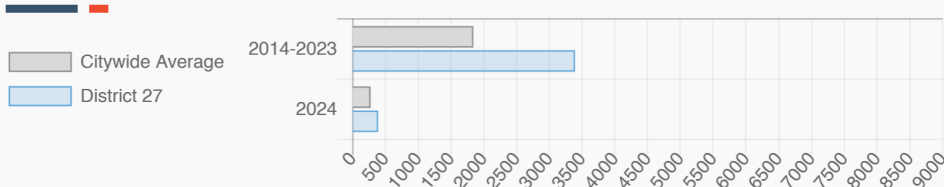
NY City Council
District 27  @CMNantashaW

Jamaica, South Jamaica, Springfield Gardens (North)-Rochdale Village, St. Albans, Hollis, Queens Village, Cambria Heights, Laurelton, Jamaica

Every Neighborhood Must Do Its Part To Solve New York's Affordable Housing Crisis

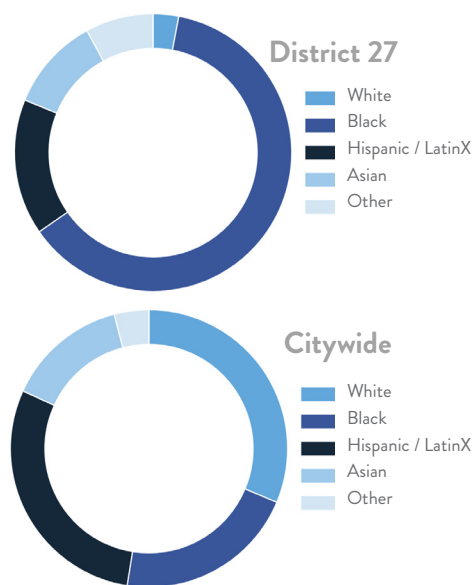
In New York City 500,000 households pay more than half their income in rent and 140,000 people were homeless while statewide New York has a shortage of 711,000 apartments affordable to very low-income households according to the most recent estimates.

Affordable Housing Construction in District: 2014-2024

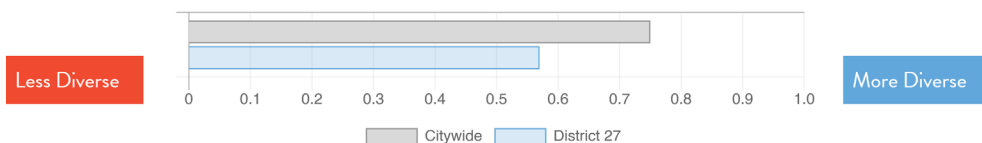


Ranked 13
IN AFFORDABLE
HOUSING

Who lives in District 27?



Racial Diversity Index



Demographics

Demographics	District 27	Citywide
Seniors – 65 And Older	15.9%	15.5%
Families With Children	25.7%	23.7%
Median Household Income	\$94,583	\$63,998
People Living Below Poverty Level	10.4%	17.2%

What is the housing stock in District 27?

Housing Stock	District 27	Citywide Avg Per District
NYCHA Units	530	3,033
Section 8 Units	1,170	3,149
Density: PPL Per Acre	35.5	44.7
Percent Homeowners	58.8%	32.9%
Percent Renters	41.2%	67.1%
Rent Regulated Units	10,000	18,837
Units In 1-4 Family Homes	78.8%	38.0%
Units In 5-19 Unit Buildings	2.4%	13.1%
Units In 20+ Unit Buildings	18.6%	48.7%

What are the housing needs in District 27?

Housing Need	District 27	Citywide Avg Per District
Rental Vacancy Rate	3.8%	3.6%
Rent Burdened Households	56.7%	49.6%
Severely Rent Burdened Households	29.2%	26.8%
Expiring Affordable Units 2025-2029	344	1,624
Percent Overcrowded	5.7%	5.3%
Code Violations Per 100 Units	14.1	26.4
NYCHA Capital Needs	\$186,974,117	\$1,467,444,775

Housing Production	District 27	Citywide Average
Housing Units In 2023	58,336	72,971
New Housing Units In 2024	1,337	740
Housing Units In 2024	59,673	73,711
Percent Change In 2024	2.29%	1.00%

NANTASHA WILLIAMS

NY City Council

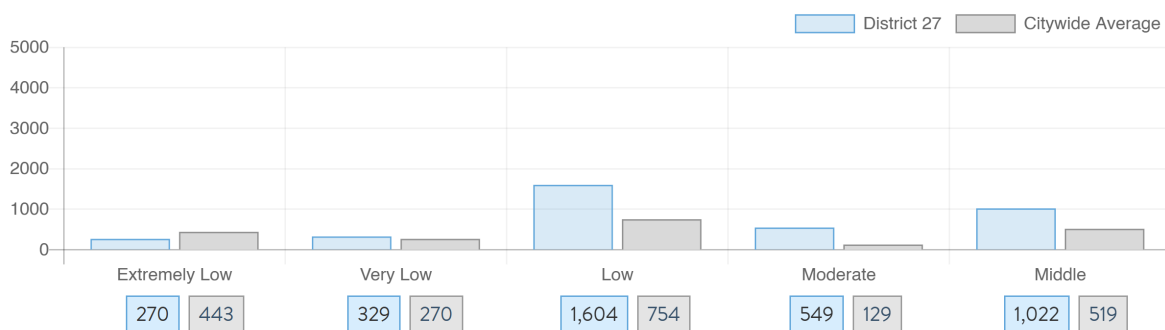
District 27 @CMNantashaW

Jamaica, South Jamaica, Springfield Gardens (North)-Rochdale Village, St. Albans, Hollis, Queens Village, Cambria Heights, Laurelton, Jamaica

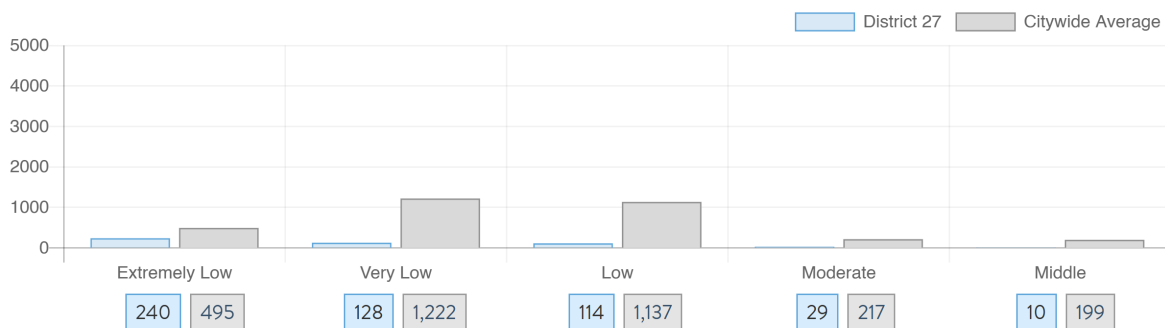
NYC
HOUSING TRACKER

What affordable housing is being produced?

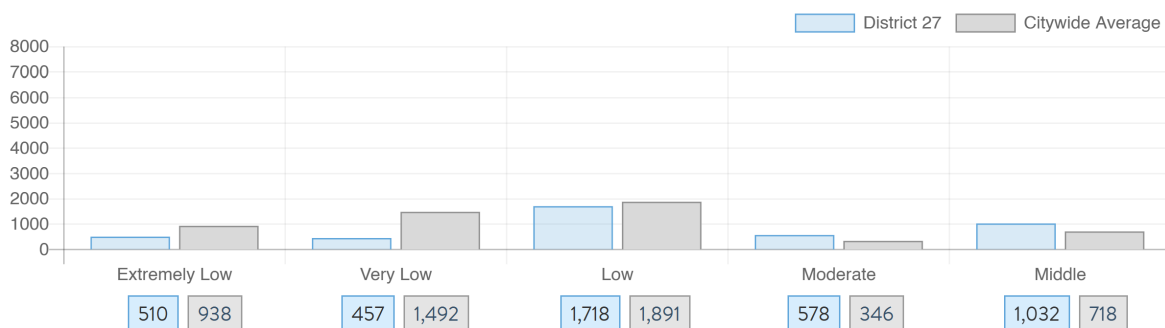
Affordable housing construction in district compared to Citywide average: 2014 - 2024



Affordable housing preserved in district: 2014 - 2024



Total affordable housing production in district: 2014 - 2024



Source: github.com/thenyhccitycouncil/districthousingtracker