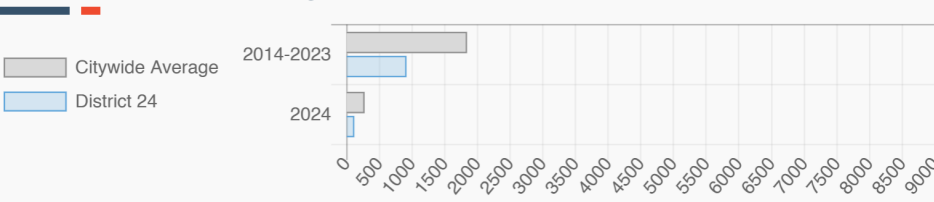


JAMES GENNARO

NY City Council District 24 @JimGennaro

Rego Park, Forest Hills, Kew Gardens Hills, Pomonok-Electchester-Hillcrest, Fresh Meadows-Utopia, Jamaica Estates-Holliswood, Jamaica Hills-Briarwood, Mount Hebron & Cedar Grove Cemeteries, Jamaica, Flushing Meadows-Corona Park

Affordable Housing Construction in District: 2014-2024

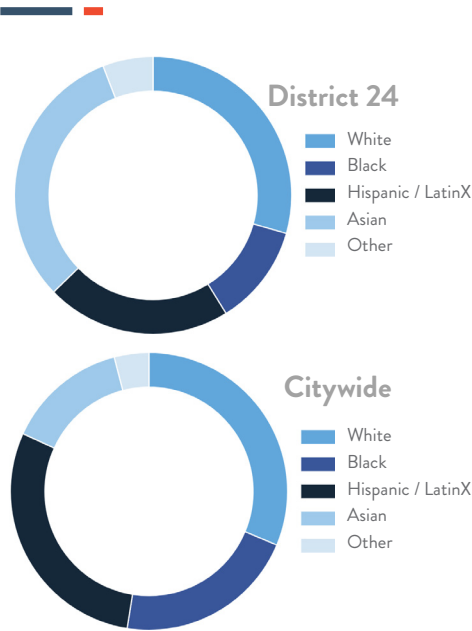


Every Neighborhood Must Do Its Part To Solve New York’s Affordable Housing Crisis

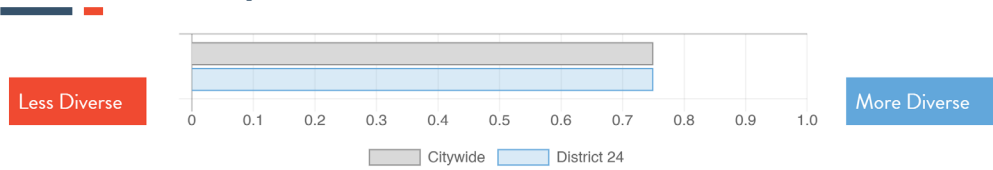
In New York City 500,000 households pay more than half their income in rent and 140,000 people were homeless while statewide New York has a shortage of 711,000 apartments affordable to very low-income households according to the most recent estimates.

 **Ranked 27**
IN AFFORDABLE HOUSING

Who lives in District 24?



Racial Diversity Index



Demographics	District 24	Citywide
Seniors – 65 And Older	16.7%	15.5%
Families With Children	26.7%	23.7%
Median Household Income	\$81,935	\$63,998
People Living Below Poverty Level	13.6%	17.2%

What are the housing needs in District 24?

Housing Need	District 24	Citywide Avg Per District
Rental Vacancy Rate	2.3%	3.6%
Rent Burdened Households	49.2%	49.6%
Severely Rent Burdened Households	26.9%	26.8%
Expiring Affordable Units 2025-2029	1,453	1,624
Percent Overcrowded	6.0%	5.3%
Code Violations Per 100 Units	16.1	26.4
NYCHA Capital Needs	\$1,094,723,759	\$1,467,444,775

What is the housing stock in District 24?

Housing Stock	District 24	Citywide Avg Per District
NYCHA Units	2,071	3,033
Section 8 Units	863	3,149
Density: PPL Per Acre	39.5	44.7
Percent Homeowners	46.0%	32.9%
Percent Renters	54.0%	67.1%
Rent Regulated Units	11,900	18,837
Units In 1-4 Family Homes	44.9%	38.0%
Units In 5-19 Unit Buildings	12.5%	13.1%
Units In 20+ Unit Buildings	41.9%	48.7%

Housing Production	District 24	Citywide Average
Housing Units In 2023	63,723	72,971
New Housing Units In 2024	200	740
Housing Units In 2024	63,923	73,711
Percent Change In 2024	0.31%	1.00%

JAMES GENNARO

NY City Council

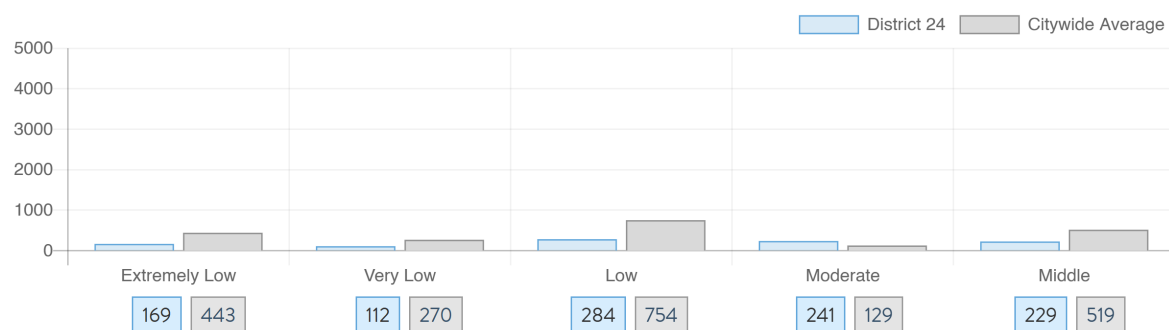
District 24 @JimGennaro

Rego Park, Forest Hills, Kew Gardens Hills, Pomonok-Electchester-Hillcrest, Fresh Meadows-Utopia, Jamaica Estates-Holliswood, Jamaica Hills-Briarwood, Mount Hebron & Cedar Grove Cemeteries, Jamaica, Flushing Meadows-Corona Park

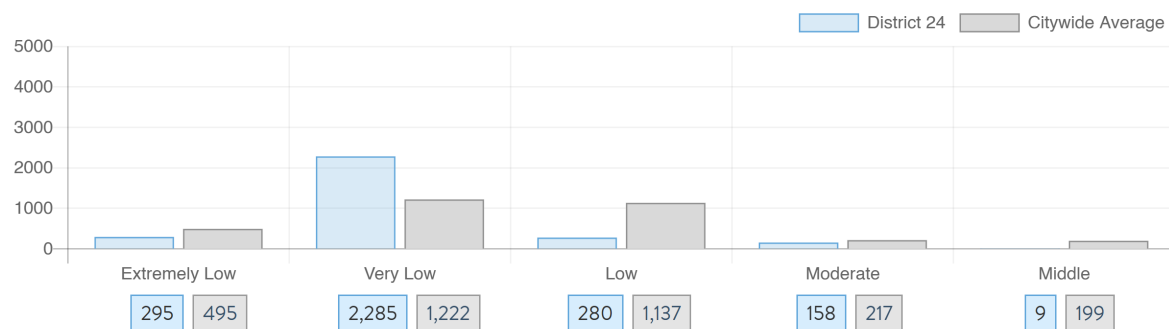
NYC
HOUSING TRACKER

What affordable housing is being produced?

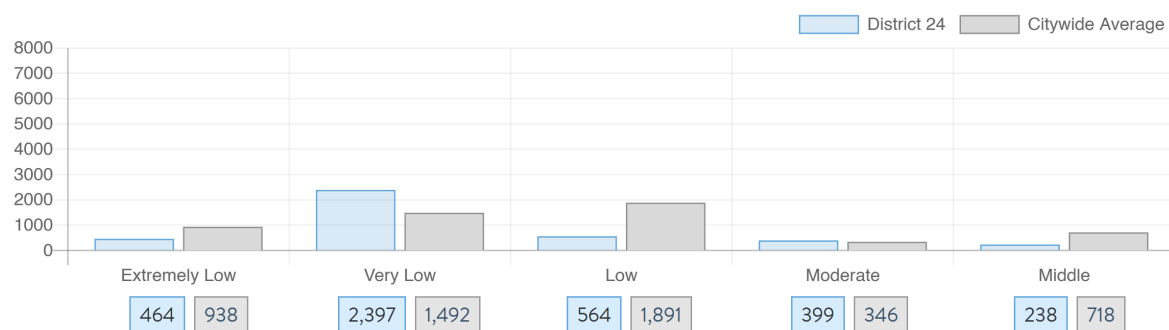
Affordable housing construction in district compared to Citywide average: 2014 - 2024



Affordable housing preserved in district: 2014 - 2024



Total affordable housing production in district: 2014 - 2024



Source: github.com/thenyhccitycouncil/districthousingtracker