

AMANDA FARÍAS

NY City Council  
District 18

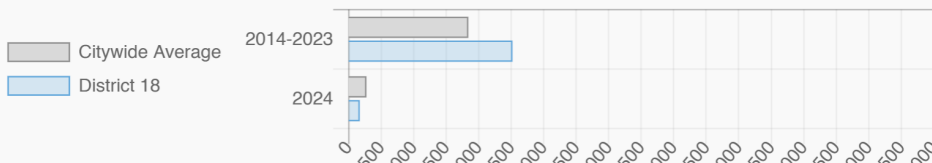
@AmandaFariasNYC

Soundview-Bruckner, Soundview-Clason Point, Castle Hill-Unionport, Harding Park, Parkchester, Westchester Square

## Every Neighborhood Must Do Its Part To Solve New York's Affordable Housing Crisis

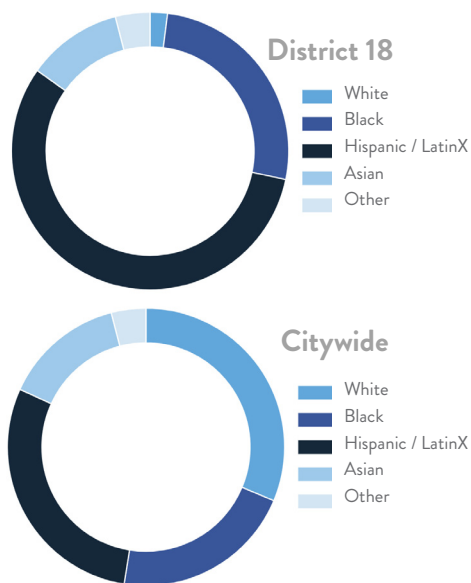
In New York City 500,000 households pay more than half their income in rent and 140,000 people were homeless while statewide New York has a shortage of 711,000 apartments affordable to very low-income households according to the most recent estimates.

### Affordable Housing Construction in District: 2014-2024

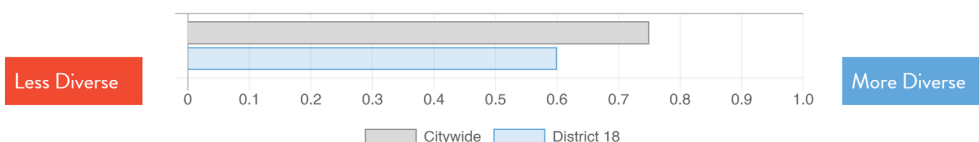


**Ranked 17**  
IN AFFORDABLE  
HOUSING

### Who lives in District 18?



### Racial Diversity Index



#### Demographics

Demographics	District 18	Citywide
Seniors – 65 And Older	14.3%	15.5%
Families With Children	28.9%	23.7%
Median Household Income	\$53,492	\$63,998
People Living Below Poverty Level	24.9%	17.2%

### What are the housing needs in District 18?

Housing Need	District 18	Citywide   Avg Per District
Rental Vacancy Rate	2.9%	3.6%
Rent Burdened Households	54.8%	49.6%
Severely Rent Burdened Households	29.7%	26.8%
Expiring Affordable Units 2025-2029	804	1,624
Percent Overcrowded	7.4%	5.3%
Code Violations Per 100 Units	40.3	26.4
NYCHA Capital Needs	\$3,112,919,556	\$1,467,444,775

### What is the housing stock in District 18?

Housing Stock	District 18	Citywide   Avg Per District
NYCHA Units	6,498	3,033
Section 8 Units	6,060	3,149
Density: PPL Per Acre	65.6	44.7
Percent Homeowners	23.4%	32.9%
Percent Renters	76.6%	67.1%
Rent Regulated Units	11,300	18,837
Units In 1-4 Family Homes	38.4%	38.0%
Units In 5-19 Unit Buildings	7.7%	13.1%
Units In 20+ Unit Buildings	53.7%	48.7%

Housing Production	District 18	Citywide Average
Housing Units In 2023	65,324	72,971
New Housing Units In 2024	303	740
Housing Units In 2024	65,627	73,711
Percent Change In 2024	0.46%	1.00%

AMANDA FARIÁS

NY City Council

District 18

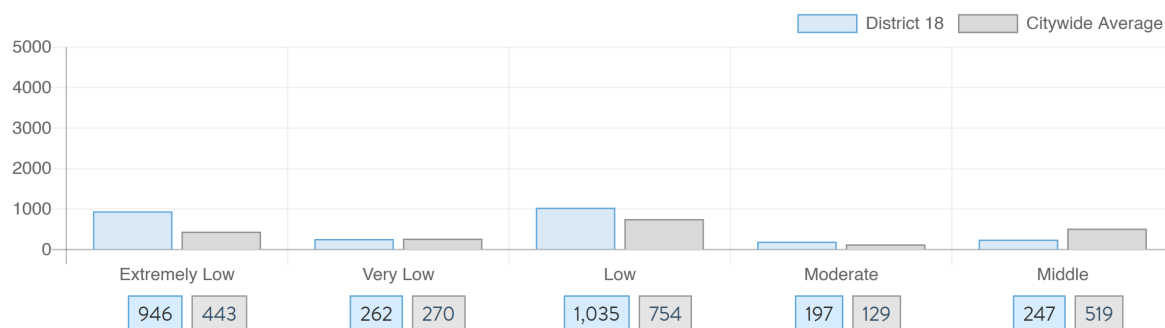
@AmandaFariasNYC

Soundview-Bruckner, Soundview-Clason Point, Castle Hill-Unionport, Harding Park, Parkchester, Westchester Square

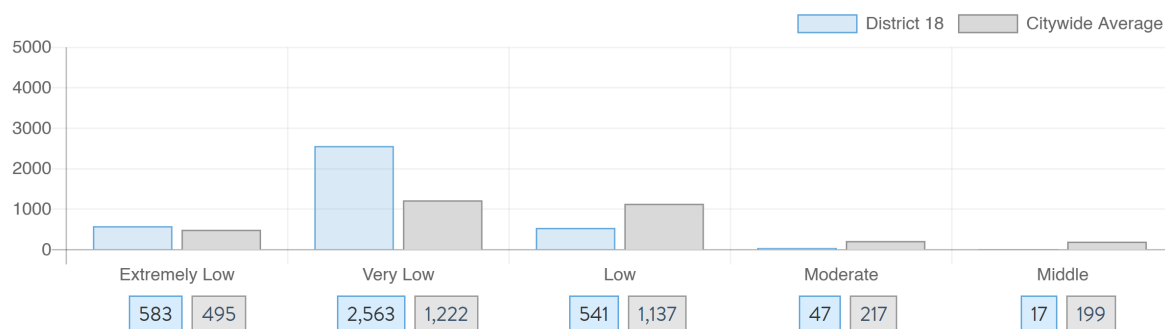
NYC  
HOUSING TRACKER

## What affordable housing is being produced?

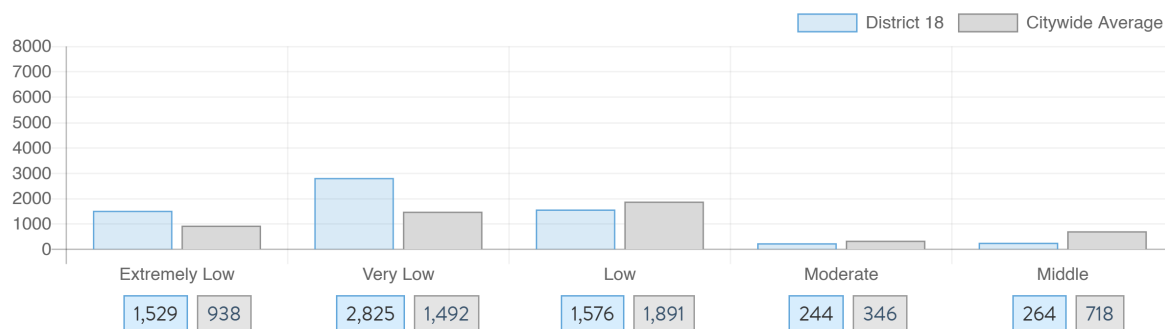
Affordable housing construction in district compared to Citywide average: 2014 - 2024



Affordable housing preserved in district: 2014 - 2024



Total affordable housing production in district: 2014 - 2024



Source: [github.com/thenyhcitycouncil/districthousingtracker](https://github.com/thenyhcitycouncil/districthousingtracker)