

RAFAEL SALAMANCA

NY City Council
District 17

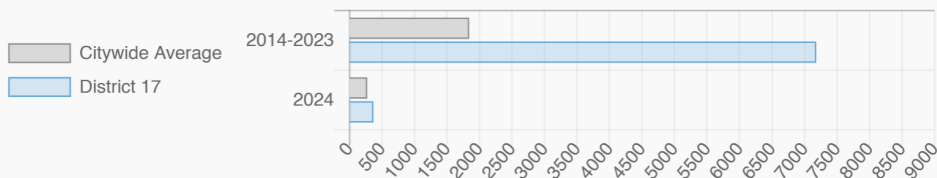
@Salamancajr80

Mott Haven-Port Morris, Melrose, Hunts Point, Longwood, North & South Brother Islands, Morrisania, Crotona Park East, Concourse-Concourse Village, West Farms, Soundview-Bruckner-Bronx River

Every Neighborhood Must Do Its Part To Solve New York's Affordable Housing Crisis

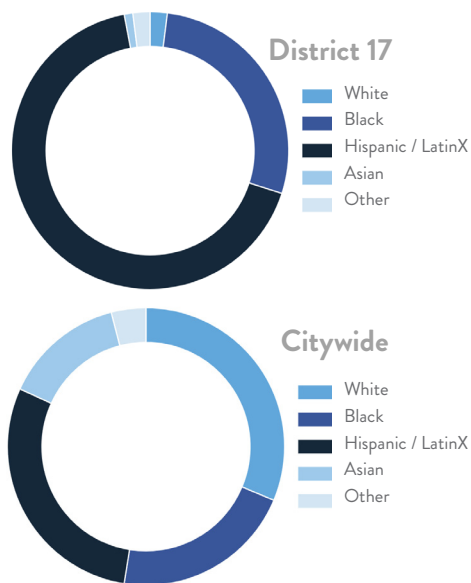
In New York City 500,000 households pay more than half their income in rent and 140,000 people were homeless while statewide New York has a shortage of 711,000 apartments affordable to very low-income households according to the most recent estimates.

Affordable Housing Construction in District: 2014-2024

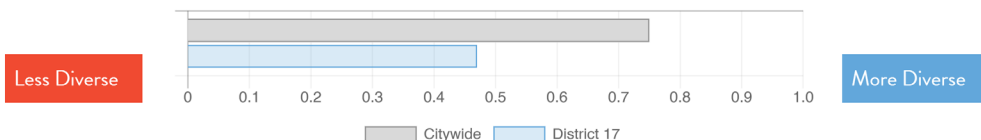


Ranked 2
IN AFFORDABLE
HOUSING

Who lives in District 17?



Racial Diversity Index



Demographics

Demographics	District 17	Citywide
Seniors – 65 And Older	11.1%	15.5%
Families With Children	31.7%	23.7%
Median Household Income	\$36,402	\$63,998
People Living Below Poverty Level	33.7%	17.2%

What is the housing stock in District 17?

Housing Stock	District 17	Citywide Avg Per District
NYCHA Units	6,499	3,033
Section 8 Units	8,870	3,149
Density: PPL Per Acre	65.0	44.7
Percent Homeowners	11.2%	32.9%
Percent Renters	88.8%	67.1%
Rent Regulated Units	31,500	18,837
Units In 1-4 Family Homes	22.5%	38.0%
Units In 5-19 Unit Buildings	13.8%	13.1%
Units In 20+ Unit Buildings	63.5%	48.7%

What are the housing needs in District 17?

Housing Need	District 17	Citywide Avg Per District
Rental Vacancy Rate	1.5%	3.6%
Rent Burdened Households	58.2%	49.6%
Severely Rent Burdened Households	33.8%	26.8%
Expiring Affordable Units 2025-2029	2,439	1,624
Percent Overcrowded	7.3%	5.3%
Code Violations Per 100 Units	75.8	26.4
NYCHA Capital Needs	\$3,140,341,276	\$1,467,444,775

Housing Production	District 17	Citywide Average
Housing Units In 2023	67,017	72,971
New Housing Units In 2024	844	740
Housing Units In 2024	67,861	73,711
Percent Change In 2024	1.26%	1.00%

RAFAEL SALAMANCA

NY City Council

District 17

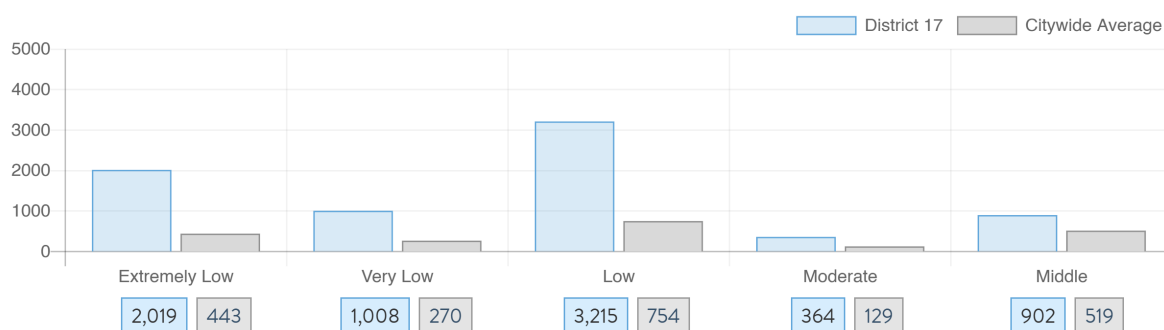
@Salamancjr80

Mott Haven-Port Morris, Melrose, Hunts Point, Longwood, North & South Brother Islands, Morrisania, Crotona Park East, Concourse-Concourse Village, West Farms, Soundview-Bruckner-Bronx River

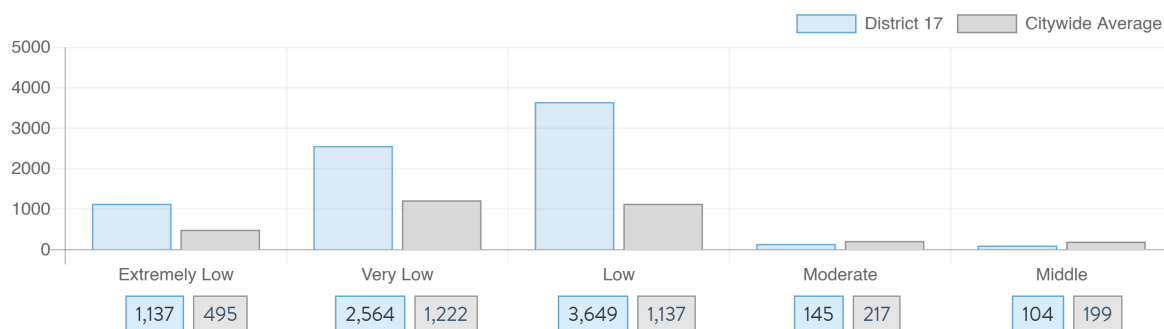
NYC
HOUSING TRACKER

What affordable housing is being produced?

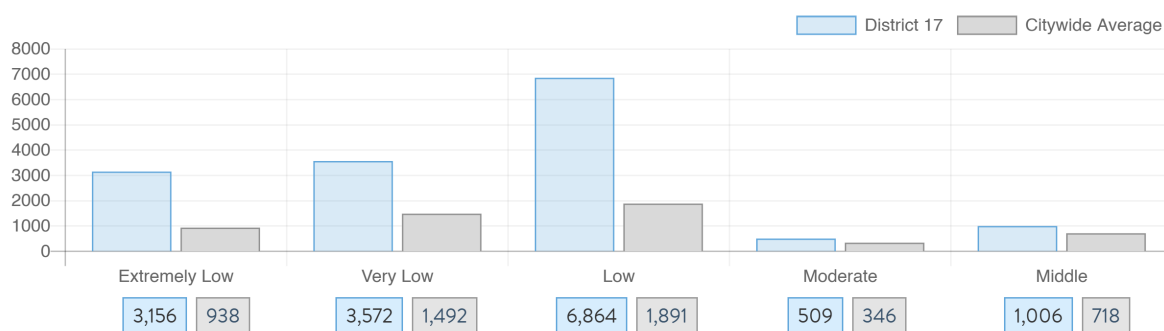
Affordable housing construction in district compared to Citywide average: 2014 - 2024



Affordable housing preserved in district: 2014 - 2024



Total affordable housing production in district: 2014 - 2024



Source: github.com/thenyhcitycouncil/districthousingtracker