

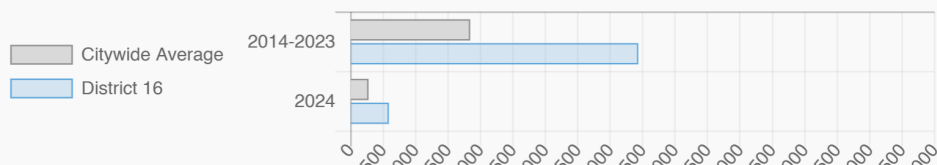
ALTHEA STEVENS

NY City Council
District 16

@althea4theBX

Morrisania, Claremont Village-Claremont (East), Crotona Park East, Crotona Park, Mount Eden-Claremont (West), Claremont Park, Mount Hope, Fordham Heights, West Farms, Tremont, Belmont, University Heights (North)-Fordham, Bedford Park, Soundview-Bruckner-Bronx River, Pelham Parkway-Van Nest, Allerton, Bronx Park

Affordable Housing Construction in District: 2014-2024



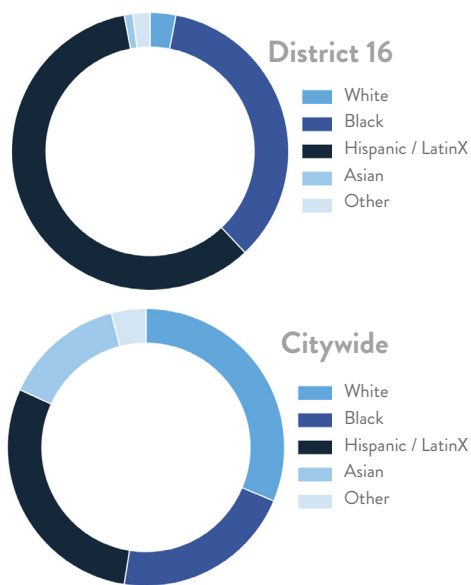
Every Neighborhood Must Do Its Part To Solve New York's Affordable Housing Crisis

In New York City 500,000 households pay more than half their income in rent and 140,000 people were homeless while statewide New York has a shortage of 711,000 apartments affordable to very low-income households according to the most recent estimates.

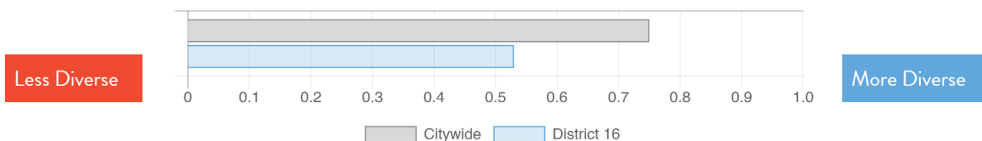


Ranked 6
IN AFFORDABLE
HOUSING

Who lives in District 16?



Racial Diversity Index



Demographics

Demographics	District 16	Citywide
Seniors – 65 And Older	11.6%	15.5%
Families With Children	31.1%	23.7%
Median Household Income	\$40,069	\$63,998
People Living Below Poverty Level	35.0%	17.2%

What is the housing stock in District 16?

Housing Stock	District 16	Citywide Avg Per District
NYCHA Units	6,492	3,033
Section 8 Units	8,499	3,149
Density: PPL Per Acre	120.7	44.7
Percent Homeowners	5.8%	32.9%
Percent Renters	94.2%	67.1%
Rent Regulated Units	44,600	18,837
Units In 1-4 Family Homes	8.4%	38.0%
Units In 5-19 Unit Buildings	10.5%	13.1%
Units In 20+ Unit Buildings	80.9%	48.7%

What are the housing needs in District 16?

Housing Need	District 16	Citywide Avg Per District
Rental Vacancy Rate	1.2%	3.6%
Rent Burdened Households	57.8%	49.6%
Severely Rent Burdened Households	33.9%	26.8%
Expiring Affordable Units 2025-2029	4,899	1,624
Percent Overcrowded	9.2%	5.3%
Code Violations Per 100 Units	79.5	26.4
NYCHA Capital Needs	\$2,876,761,154	\$1,467,444,775

Housing Production	District 16	Citywide Average
Housing Units In 2023	66,549	72,971
New Housing Units In 2024	629	740
Housing Units In 2024	67,178	73,711
Percent Change In 2024	0.95%	1.00%

ALTHEA STEVENS

NY City Council

District 16

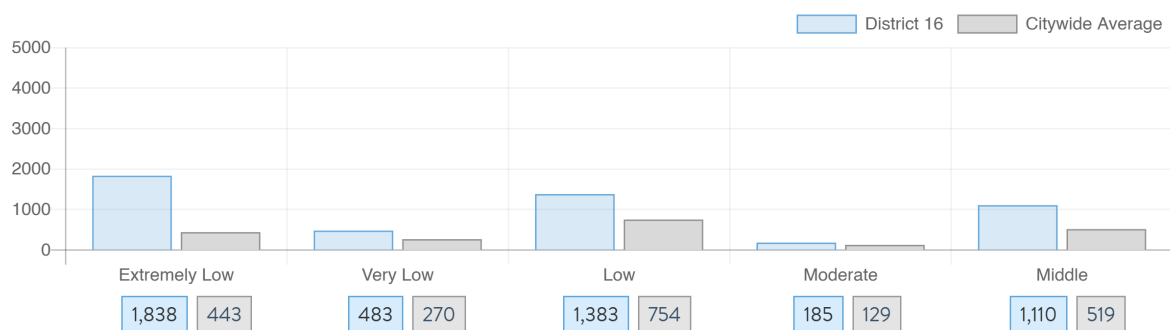
@althea4theBX

Morrisania, Claremont Village-Claremont (East), Crotona Park East, Crotona Park, Mount Eden-Claremont (West), Claremont Park, Mount Hope, Fordham Heights, West Farms, Tremont, Belmont, University Heights (North)-Fordham, Bedford Park, Soundview-Bruckner-Bronx River, Pelham Parkway-Van Nest, Allerton, Bronx Park

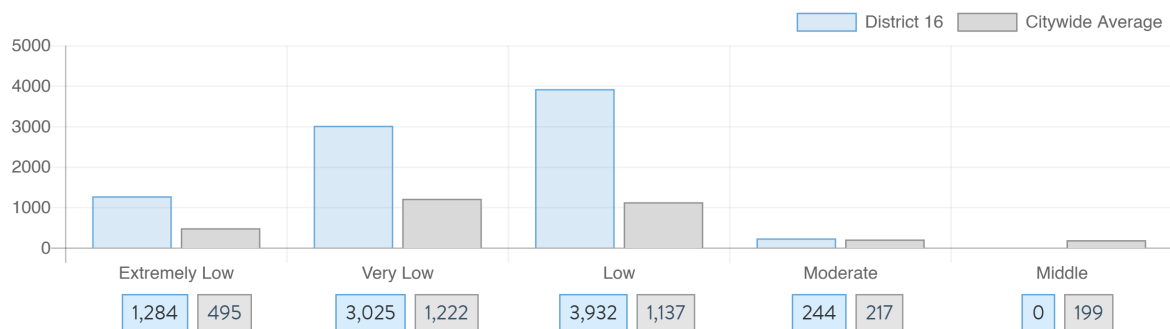
NYC
HOUSING TRACKER

What affordable housing is being produced?

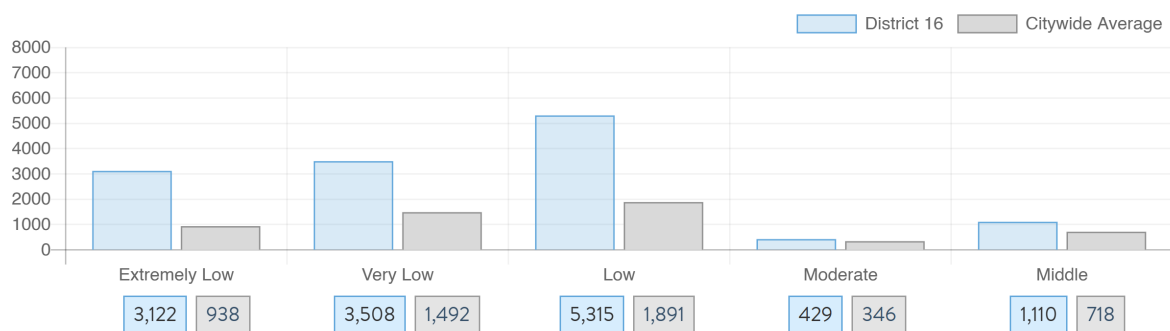
Affordable housing construction in district compared to Citywide average: 2014 - 2024



Affordable housing preserved in district: 2014 - 2024



Total affordable housing production in district: 2014 - 2024



Source: github.com/thenyhcitycouncil/districthousingtracker