

DIANA AYALA

NY City Council

District 8

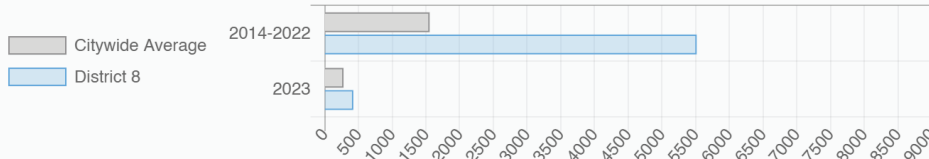
@DianaAyalaNYC

Mott Haven-Port Morris, Melrose, Concourse-Concourse Village, Upper East Side-Carnegie Hill, Upper East Side-Yorkville, East Harlem (South), East Harlem (North), Randall's Island

Every Neighborhood Must Do Its Part To Solve New York's Affordable Housing Crisis

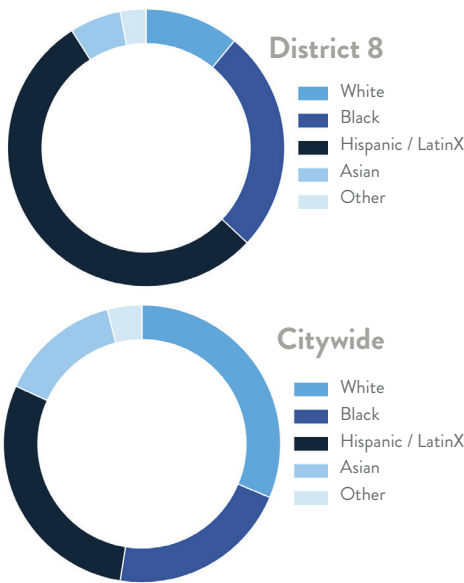
In New York City 500,000 households pay more than half their income in rent and 140,000 people were homeless while statewide New York has a shortage of 711,000 apartments affordable to very low-income households according to the most recent estimates.

Affordable Housing Construction in District: 2014-2023

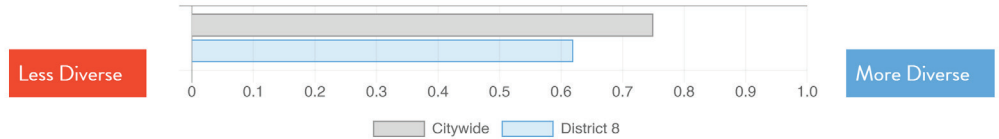


Ranked 3
IN AFFORDABLE HOUSING

Who lives in District 8?



Racial Diversity Index



Demographics	District 8	Citywide
Seniors – 65 And Older	12.8%	15.5%
Families With Children	24.7%	23.7%
Median Household Income	\$34,604	\$63,998
People Living Below Poverty Level	34.2%	17.2%

What are the housing needs in District 8?

Housing Need	District 8	Citywide Avg Per District
Rental Vacancy Rate	4.2%	3.6%
Rent Burdened Households	56.0%	49.6%
Severely Rent Burdened Households	31.4%	26.8%
Expiring Affordable Units 2024 – 2028	4,422	1,167
Percent Overcrowded	5.8%	5.3%
Code Violations Per 100 Units	29.3	22.8
NYCHA Capital Needs	\$10,652,764,870	\$1,554,897,315

What is the housing stock in District 8?

Housing Stock	District 8	Citywide Avg Per District
NYCHA Units	22,741	3,206
Section 8 Units	7,527	3,149
Density: PPL Per Acre	74.3	44.7
Percent Homeowners	6.8%	32.9%
Percent Renters	93.2%	67.1%
Rent Regulated Units	16,100	18,837
Units In 1-4 Family Homes	8.9%	38.0%
Units In 5-19 Unit Buildings	17.6%	13.1%
Units In 20+ Unit Buildings	73.5%	48.7%

Housing Production	District 8	Citywide Average
Housing Units In 2022	75,282	72,381
New Housing Units In 2023	6,227	587
Housing Units In 2023	78,850	72,968
Increase In 2023	4.53%	0.79%

DIANA AYALA

NY City Council

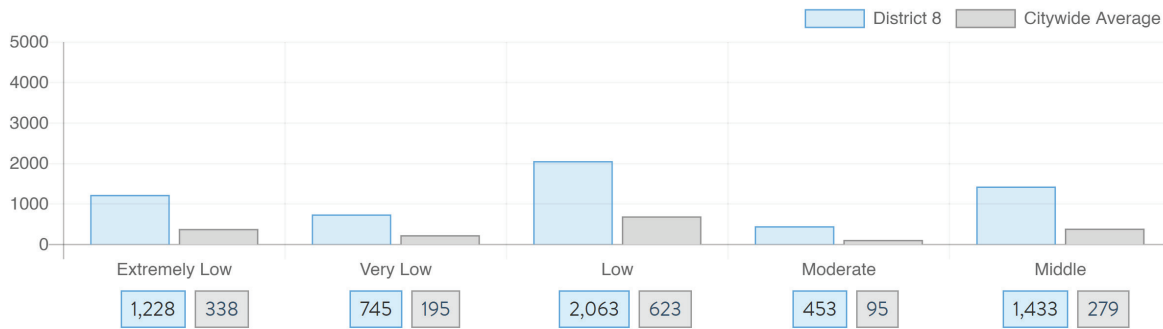
District 8

@DianaAyalaNYC

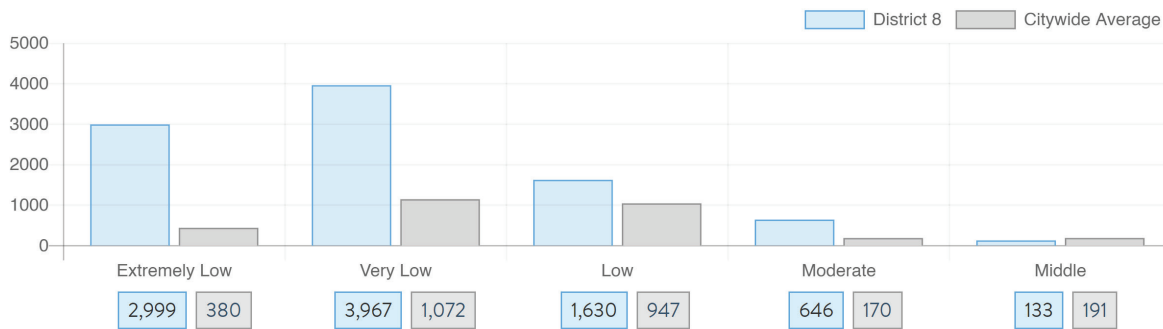
Mott Haven-Port Morris, Melrose, Concourse-Concourse Village, Upper East Side-Carnegie Hill, Upper East Side-Yorkville, East Harlem (South), East Harlem (North), Randall's Island

What affordable housing is being produced?

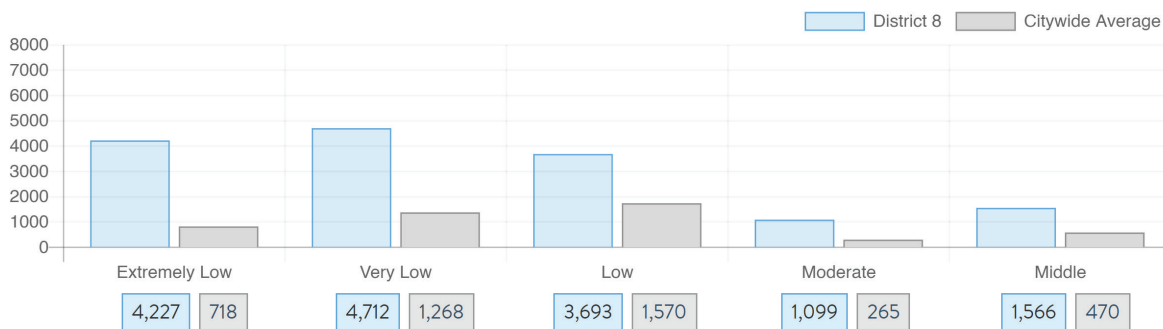
Affordable housing construction in district compared to Citywide average: 2014 - 2023



Affordable housing preserved in district: 2014 - 2023



Total affordable housing production in district: 2014 - 2023



Source: github.com/thenyhcc/citycouncildistricthousingtracker