

SUSAN ZHUANG

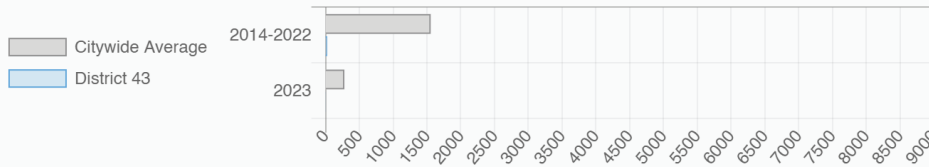
NY City Council
District 43 @susanzhuangnyc

Sunset Park (Central), Dyker Heights, Bensonhurst, Bath Beach, Gravesend (West), Sunset Park (East)-Borough Park (West), Borough Park, Mapleton-Midwood (West), Gravesend (East)-Homecrest

Every Neighborhood Must Do Its Part To Solve New York's Affordable Housing Crisis

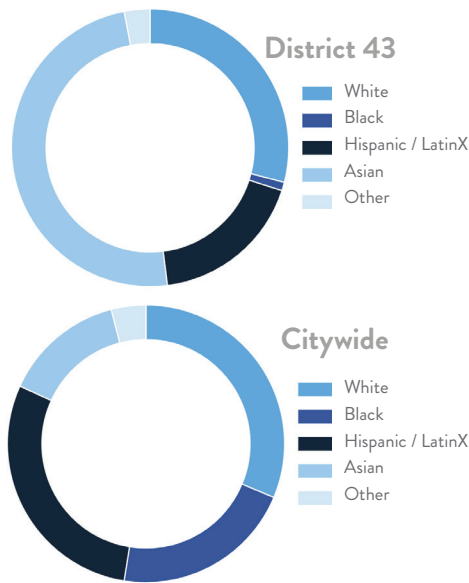
In New York City 500,000 households pay more than half their income in rent and 140,000 people were homeless while statewide New York has a shortage of 711,000 apartments affordable to very low-income households according to the most recent estimates.

Affordable Housing Construction in District: 2014-2023

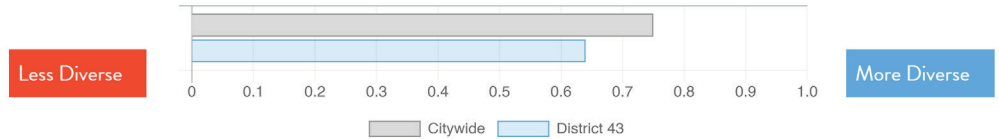


Ranked 51
IN AFFORDABLE HOUSING

Who lives in District 43?



Racial Diversity Index



Demographics

Demographics	District 43	Citywide
Seniors – 65 And Older	14.9%	15.5%
Families With Children	32.2%	23.7%
Median Household Income	\$61,466	\$63,998
People Living Below Poverty Level	22.0%	17.2%

What are the housing needs in District 43?

Housing Need	District 43	Citywide Avg Per District
Rental Vacancy Rate	2.4%	3.6%
Rent Burdened Households	55.4%	49.6%
Severely Rent Burdened Households	33.1%	26.8%
Expiring Affordable Units 2024 – 2028	381	1,167
Percent Overcrowded	13.6%	5.3%
Code Violations Per 100 Units	19.4	22.8
NYCHA Capital Needs	\$0	\$1,554,897,315

What is the housing stock in District 43?

Housing Stock	District 43	Citywide Avg Per District
NYCHA Units	–	3,206
Section 8 Units	1,413	3,149
Density: PPL Per Acre	87.6	44.7
Percent Homeowners	32.3%	32.9%
Percent Renters	67.7%	67.1%
Rent Regulated Units	18,600	18,837
Units In 1-4 Family Homes	63.7%	38.0%
Units In 5-19 Unit Buildings	16.1%	13.1%
Units In 20+ Unit Buildings	19.8%	48.7%

Housing Production	District 43	Citywide Average
Housing Units In 2022	59,863	72,381
New Housing Units In 2023	347	587
Housing Units In 2023	60,001	72,968
Increase In 2023	0.23%	0.79%

SUSAN ZHUANG

NY City Council

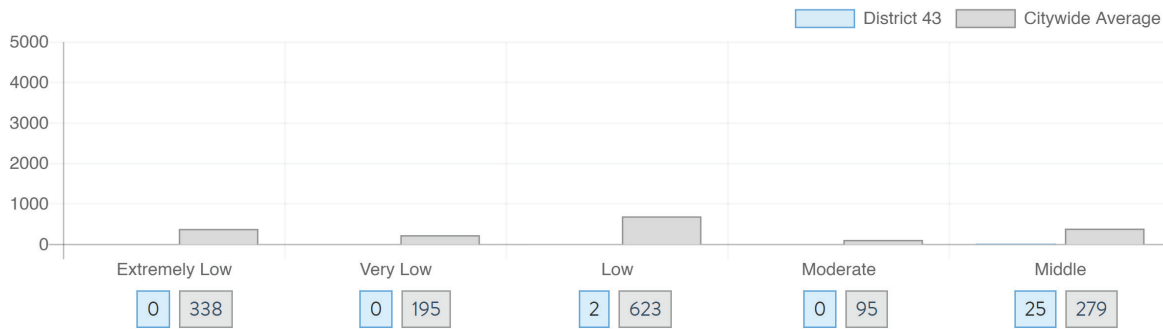
District 43 @susanzhuangnyc

Sunset Park (Central), Dyker Heights, Bensonhurst, Bath Beach, Gravesend (West), Sunset Park (East)-Borough Park (West), Borough Park, Mapleton-Midwood (West), Gravesend (East)-Homecrest

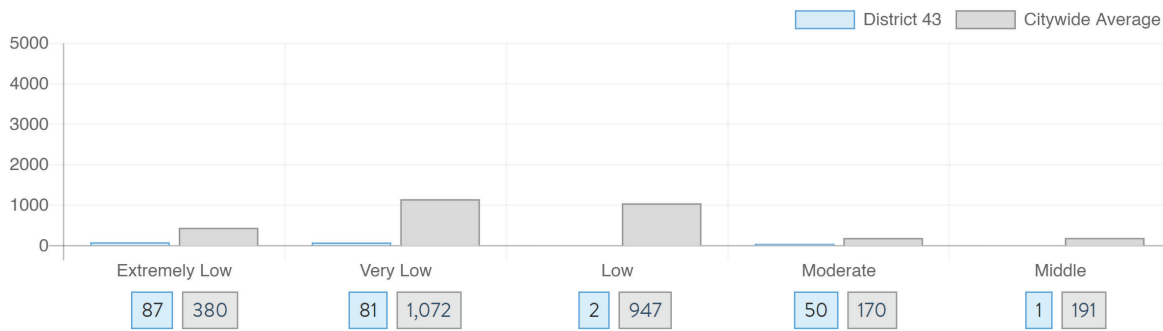


What affordable housing is being produced?

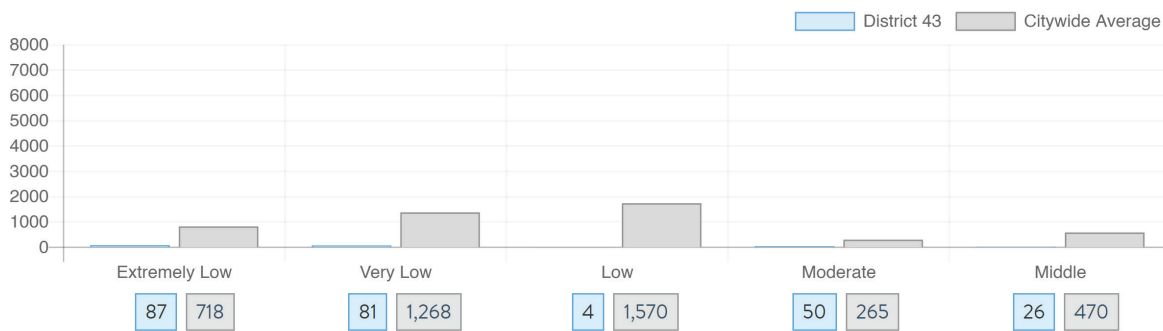
Affordable housing construction in district compared to Citywide average: 2014 - 2023



Affordable housing preserved in district: 2014 - 2023



Total affordable housing production in district: 2014 - 2023



Source: github.com/thenyhccitycouncil/districthousingtracker