

SELVENA N. BROOKS-POWERS

NY City Council District 31

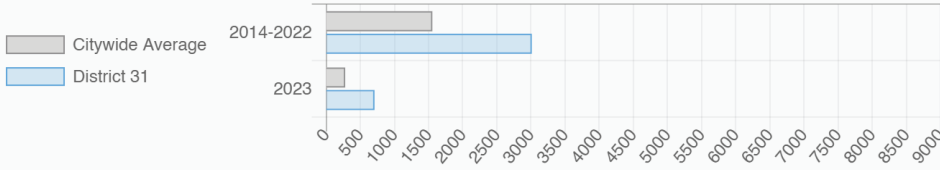
@CMBrooksPowers

Arverne, Brookville, Edgemere, Jamaica (parts), Far Rockaway, Laurelton, Rosedale, Springfield Gardens (parts)

Every Neighborhood Must Do Its Part To Solve New York's Affordable Housing Crisis

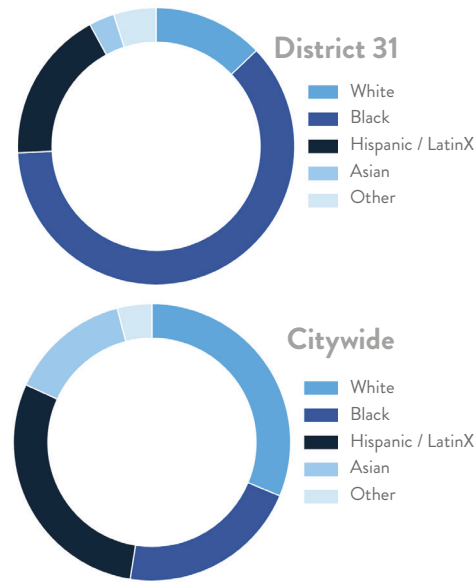
In New York City 500,000 households pay more than half their income in rent and 140,000 people were homeless while statewide New York has a shortage of 711,000 apartments affordable to very low-income households according to the most recent estimates.

Affordable Housing Construction in District: 2014-2023

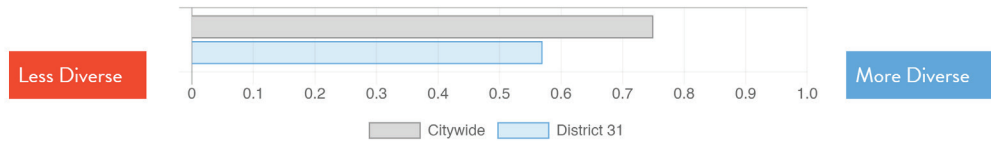


Ranked 9
IN AFFORDABLE HOUSING

Who lives in District 31?



Racial Diversity Index



Demographics	District 31	Citywide
Seniors – 65 And Older	14.6%	15.5%
Families With Children	30.0%	23.7%
Median Household Income	\$95,025	\$63,998
People Living Below Poverty Level	14.6%	17.2%

What are the housing needs in District 31?

Housing Need	District 31	Citywide Avg Per District
Rental Vacancy Rate	2.5%	3.6%
Rent Burdened Households	51.5%	49.6%
Severely Rent Burdened Households	24.8%	26.8%
Expiring Affordable Units 2024 – 2028	203	1,167
Percent Overcrowded	5.6%	5.3%
Code Violations Per 100 Units	16.1	22.8
NYCHA Capital Needs	\$1,339,820,948	\$1,554,897,315

What is the housing stock in District 31?

Housing Stock	District 31	Citywide Avg Per District
NYCHA Units	2,620	3,206
Section 8 Units	5,246	3,149
Density: PPL Per Acre	15.8	44.7
Percent Homeowners	48.9%	32.9%
Percent Renters	51.1%	67.1%
Rent Regulated Units	11,100	18,837
Units In 1-4 Family Homes	71.3%	38.0%
Units In 5-19 Unit Buildings	3.4%	13.1%
Units In 20+ Unit Buildings	24.8%	48.7%

Housing Production	District 31	Citywide Average
Housing Units In 2022	58,598	72,381
New Housing Units In 2023	1,745	587
Housing Units In 2023	59,161	72,968
Increase In 2023	0.95%	0.79%

SELVENA N. BROOKS-POWERS

NY City Council

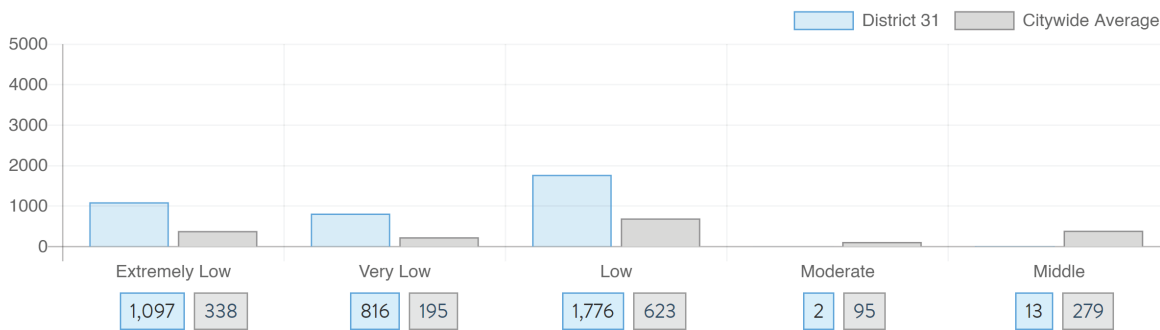
District 31 @CMBrooksPowers

Arverne, Brookville, Edgemere, Jamaica (parts), Far Rockaway, Laurelton, Rosedale, Springfield Gardens (parts)

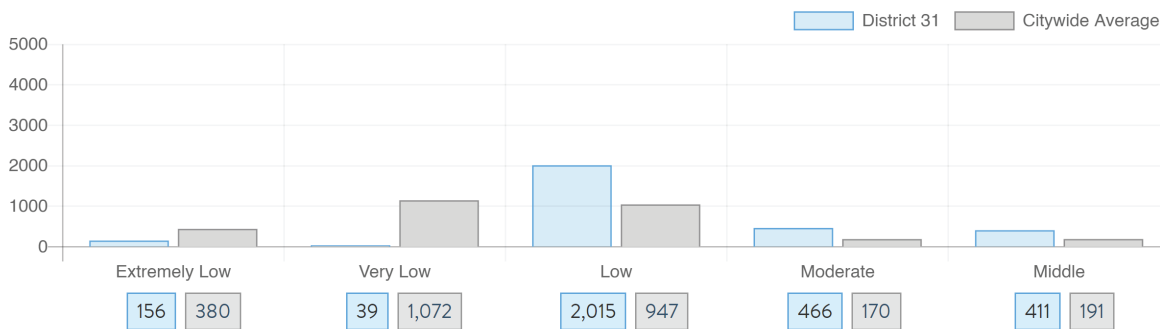


What affordable housing is being produced?

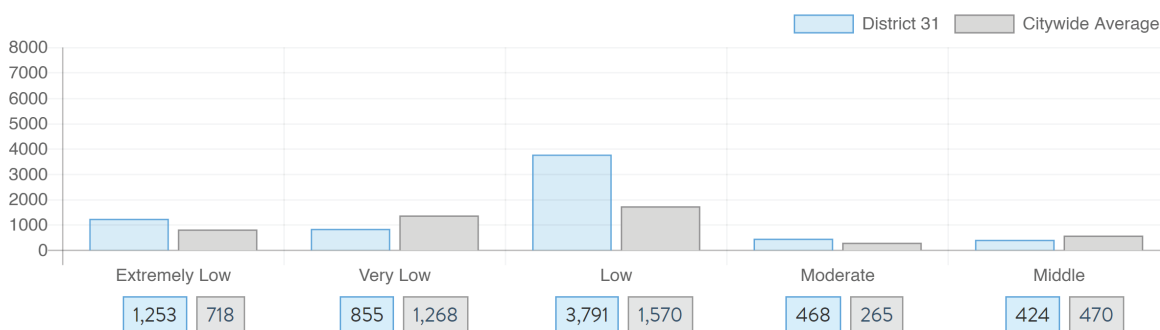
Affordable housing construction in district compared to Citywide average: 2014 - 2023



Affordable housing preserved in district: 2014 - 2023



Total affordable housing production in district: 2014 - 2023



Source: github.com/thenyhccitycouncil/districthousingtracker