

NANTASHA WILLIAMS

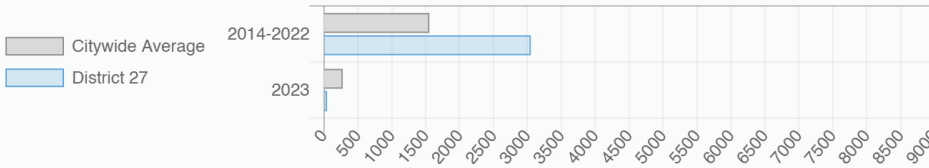
NY City Council District 27 @CMNantashaW

Jamaica, South Jamaica, Springfield Gardens (North)-Rochdale Village, St. Albans, Hollis, Queens Village, Cambria Heights, Laurelton, Jamaica

Every Neighborhood Must Do Its Part To Solve New York's Affordable Housing Crisis

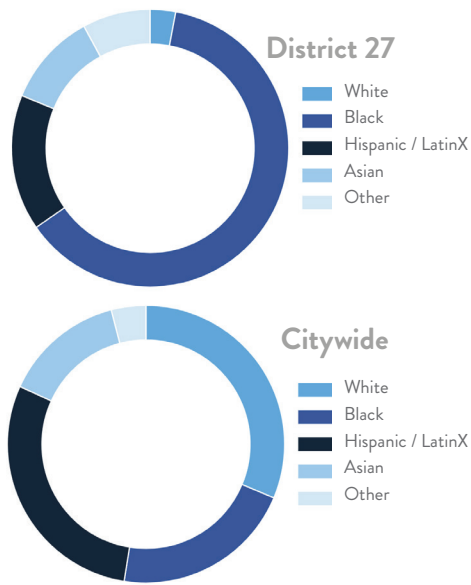
In New York City 500,000 households pay more than half their income in rent and 140,000 people were homeless while statewide New York has a shortage of 711,000 apartments affordable to very low-income households according to the most recent estimates.

Affordable Housing Construction in District: 2014-2023

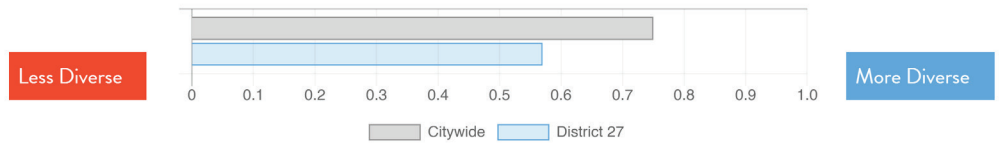


Ranked 13
IN AFFORDABLE HOUSING

Who lives in District 27?



Racial Diversity Index



Demographics	District 27	Citywide
Seniors – 65 And Older	15.9%	15.5%
Families With Children	25.7%	23.7%
Median Household Income	\$94,583	\$63,998
People Living Below Poverty Level	10.4%	17.2%

What are the housing needs in District 27?

Housing Need	District 27	Citywide Avg Per District
Rental Vacancy Rate	3.8%	3.6%
Rent Burdened Households	56.7%	49.6%
Severely Rent Burdened Households	29.2%	26.8%
Expiring Affordable Units 2024 – 2028	344	1,167
Percent Overcrowded	5.7%	5.3%
Code Violations Per 100 Units	11.2	22.8
NYCHA Capital Needs	\$186,974,117	\$1,554,897,315

What is the housing stock in District 27?

Housing Stock	District 27	Citywide Avg Per District
NYCHA Units	530	3,206
Section 8 Units	1,170	3,149
Density: PPL Per Acre	35.5	44.7
Percent Homeowners	58.8%	32.9%
Percent Renters	41.2%	67.1%
Rent Regulated Units	10,000	18,837
Units In 1-4 Family Homes	78.8%	38.0%
Units In 5-19 Unit Buildings	2.4%	13.1%
Units In 20+ Unit Buildings	18.6%	48.7%

Housing Production	District 27	Citywide Average
Housing Units In 2022	57,884	72,381
New Housing Units In 2023	2,685	587
Housing Units In 2023	58,336	72,968
Increase In 2023	0.77%	0.79%

NANTASHA WILLIAMS

NY City Council

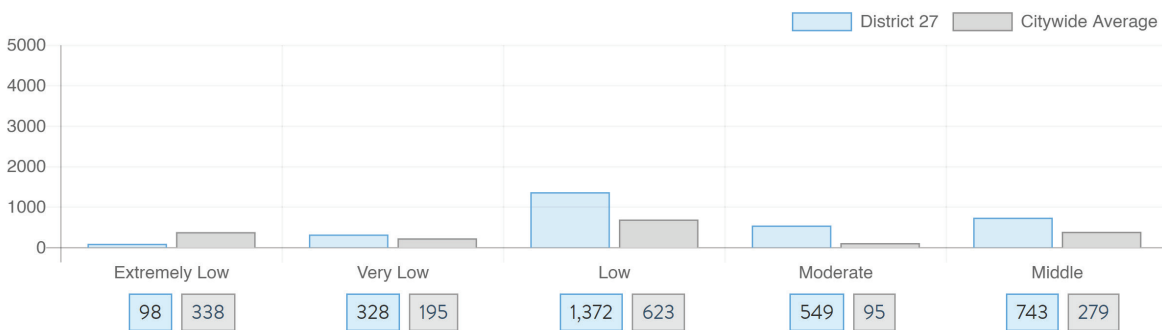
District 27 @CMNantashaW

Jamaica, South Jamaica, Springfield Gardens (North)-Rochdale Village, St. Albans, Hollis, Queens Village, Cambria Heights, Laurelton, Jamaica

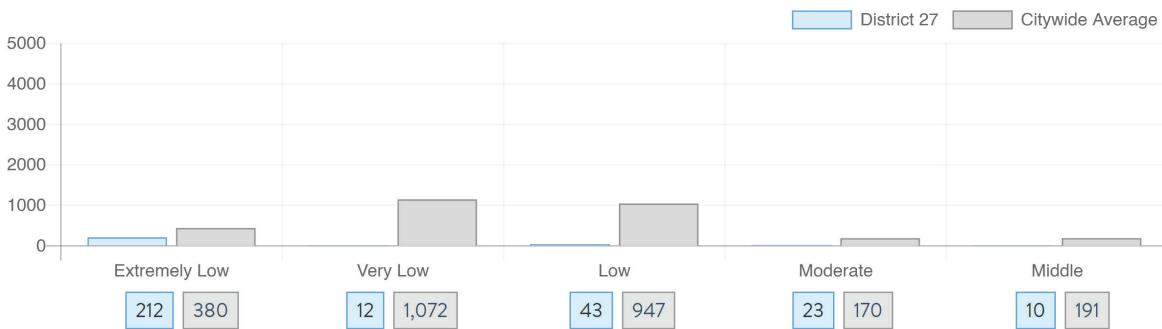


What affordable housing is being produced?

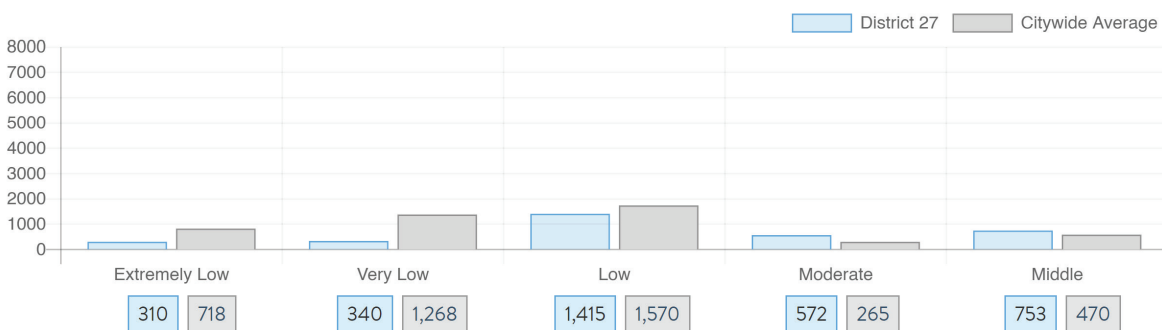
Affordable housing construction in district compared to Citywide average: 2014 - 2023



Affordable housing preserved in district: 2014 - 2023



Total affordable housing production in district: 2014 - 2023



Source: github.com/thenyhcc/citycouncildistricthousingtracker