

SHEKAR KRISHNAN

NY City Council
District 25

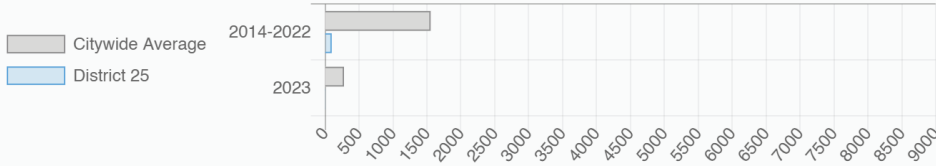
@voteshekar

Jackson Heights, Elmhurst, East Elmhurst, Woodside

Every Neighborhood Must Do Its Part To Solve New York's Affordable Housing Crisis

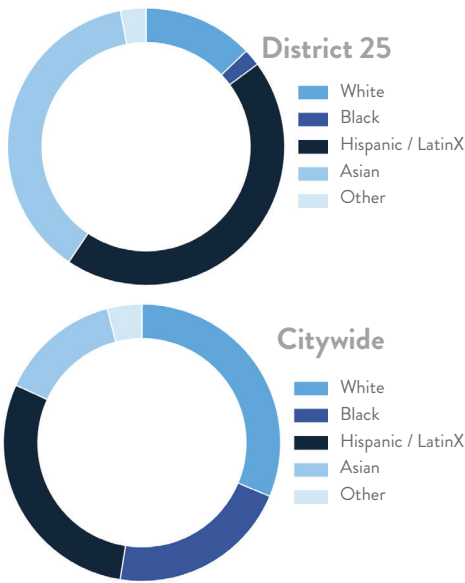
In New York City 500,000 households pay more than half their income in rent and 140,000 people were homeless while statewide New York has a shortage of 711,000 apartments affordable to very low-income households according to the most recent estimates.

Affordable Housing Construction in District: 2014-2023

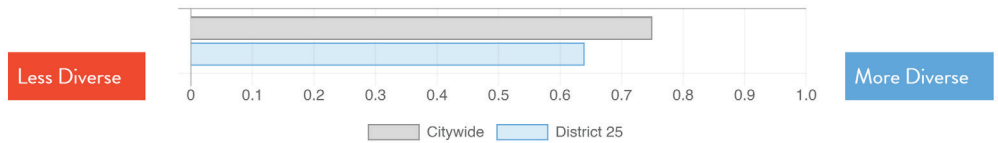


Ranked 46
IN AFFORDABLE HOUSING

Who lives in District 25?



Racial Diversity Index



Demographics	District 25	Citywide
Seniors – 65 And Older	15.4%	15.5%
Families With Children	26.2%	23.7%
Median Household Income	\$70,452	\$63,998
People Living Below Poverty Level	12.1%	17.2%

What are the housing needs in District 25?

Housing Need	District 25	Citywide Avg Per District
Rental Vacancy Rate	2.5%	3.6%
Rent Burdened Households	57.5%	49.6%
Severely Rent Burdened Households	31.4%	26.8%
Expiring Affordable Units 2024 – 2028	317	1,167
Percent Overcrowded	9.4%	5.3%
Code Violations Per 100 Units	15.5	22.8
NYCHA Capital Needs	\$0	\$1,554,897,315

What is the housing stock in District 25?

Housing Stock	District 25	Citywide Avg Per District
NYCHA Units	–	3,206
Section 8 Units	225	3,149
Density: PPL Per Acre	112.2	44.7
Percent Homeowners	35.4%	32.9%
Percent Renters	64.6%	67.1%
Rent Regulated Units	11,000	18,837
Units In 1-4 Family Homes	35.9%	38.0%
Units In 5-19 Unit Buildings	8.1%	13.1%
Units In 20+ Unit Buildings	55.7%	48.7%

Housing Production	District 25	Citywide Average
Housing Units In 2022	61,211	72,381
New Housing Units In 2023	1,316	587
Housing Units In 2023	61,343	72,968
Increase In 2023	0.22%	0.79%

SHEKAR KRISHNAN

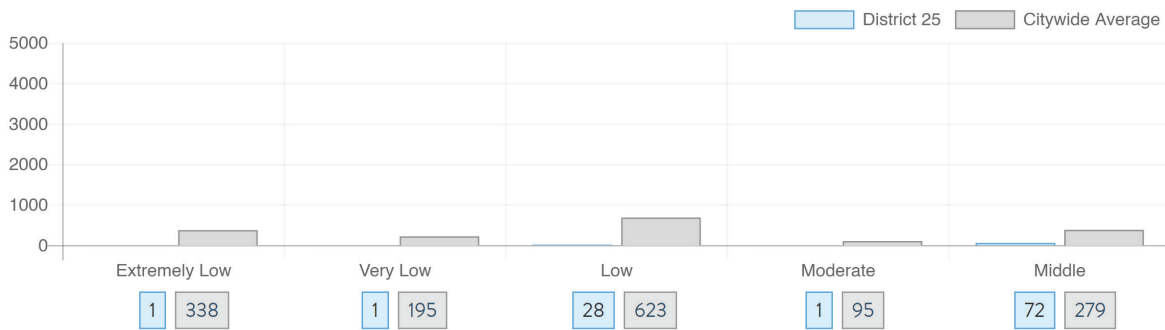
NY City Council

District 25 @voteshekar

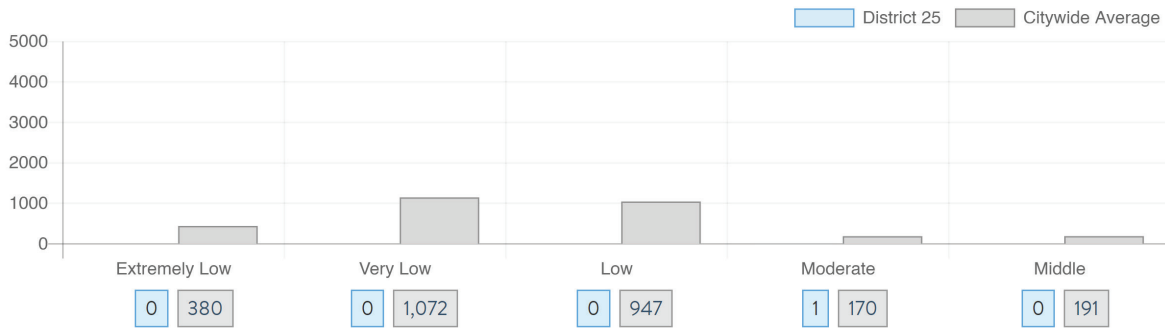
Jackson Heights, Elmhurst, East Elmhurst, Woodside

What affordable housing is being produced?

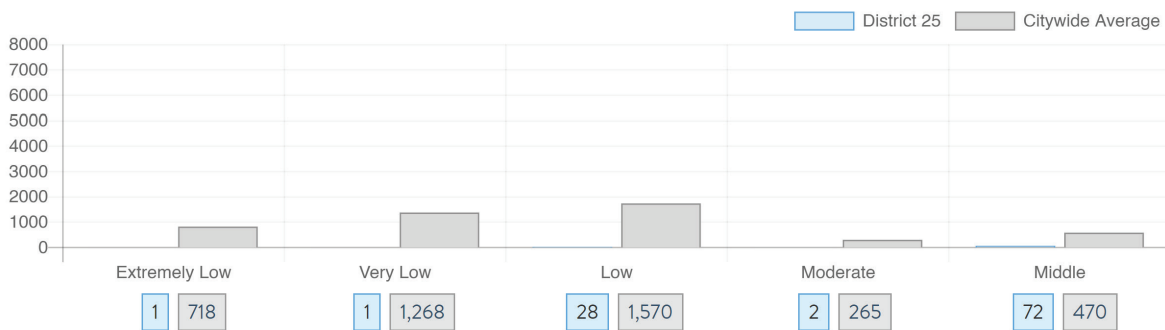
Affordable housing construction in district compared to Citywide average: 2014 - 2023



Affordable housing preserved in district: 2014 - 2023



Total affordable housing production in district: 2014 - 2023



Source: github.com/thenyhccitycouncil/districthousingtracker