

VICKIE PALADINO

NY City Council
District 19

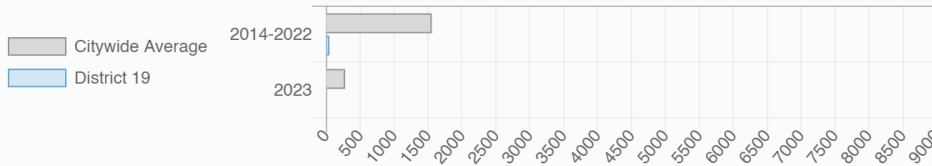
@AmandaFariasNYC

College Point, Whitestone-Beechurst, Bay Terrace-Clearview, Murray Hill-Broadway Flushing, East Flushing, Flushing-Willets Point, Fort Totten, Auburndale, Bayside, Douglaston-Little Neck, Alley Pond Park

Every Neighborhood Must Do Its Part To Solve New York's Affordable Housing Crisis

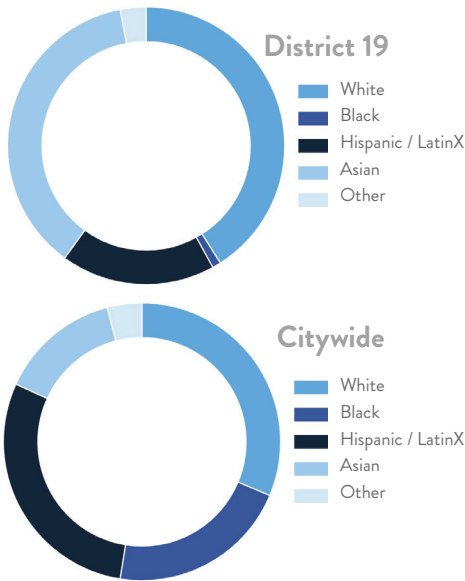
In New York City 500,000 households pay more than half their income in rent and 140,000 people were homeless while statewide New York has a shortage of 711,000 apartments affordable to very low-income households according to the most recent estimates.

Affordable Housing Construction in District: 2014-2023

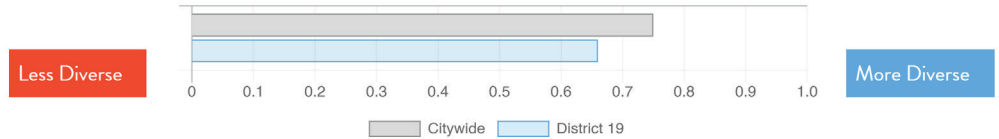


Ranked 50
IN AFFORDABLE HOUSING

Who lives in District 19?



Racial Diversity Index



Demographics

Demographics	District 19	Citywide
Seniors – 65 And Older	22.8%	15.5%
Families With Children	23.3%	23.7%
Median Household Income	\$97,917	\$63,998
People Living Below Poverty Level	8.3%	17.2%

What are the housing needs in District 19?

Housing Need	District 19	Citywide Avg Per District
Rental Vacancy Rate	3.3%	3.6%
Rent Burdened Households	48.9%	49.6%
Severely Rent Burdened Households	26.7%	26.8%
Expiring Affordable Units 2024 – 2028	217	1,167
Percent Overcrowded	3.3%	5.3%
Code Violations Per 100 Units	3.2	22.8
NYCHA Capital Needs	\$10,431,094	\$1,554,897,315

What is the housing stock in District 19?

Housing Stock	District 19	Citywide Avg Per District
NYCHA Units	13	3,206
Section 8 Units	94	3,149
Density: PPL Per Acre	22.4	44.7
Percent Homeowners	66.6%	32.9%
Percent Renters	33.4%	67.1%
Rent Regulated Units	21,300	18,837
Units In 1-4 Family Homes	78.1%	38.0%
Units In 5-19 Unit Buildings	3.5%	13.1%
Units In 20+ Unit Buildings	18.0%	48.7%

Housing Production	District 19	Citywide Average
Housing Units In 2022	66,315	72,381
New Housing Units In 2023	757	587
Housing Units In 2023	66,455	72,968
Increase In 2023	0.21%	0.79%

VICKIE PALADINO

NY City Council

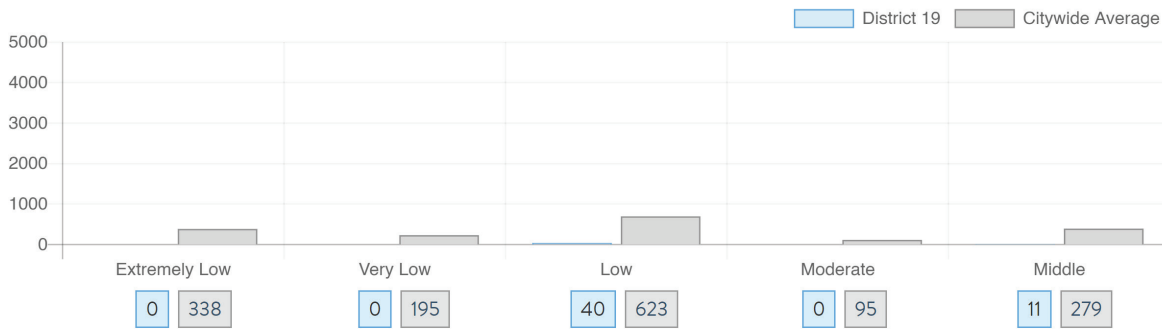
District 19

@VickieforNYC

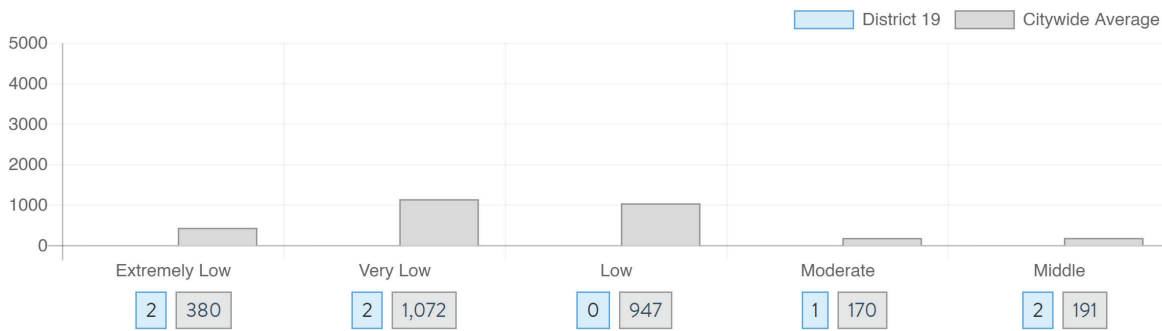
College Point, Whitestone-Beechurst, Bay Terrace-Clearview, Murray Hill-Broadway Flushing, East Flushing, Flushing-Willets Point, Fort Totten, Auburndale, Bayside, Douglaston-Little Neck, Alley Pond Park

What affordable housing is being produced?

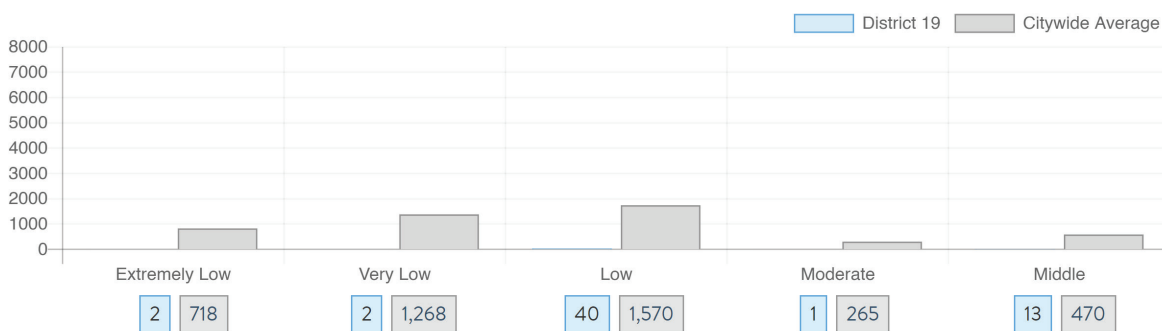
Affordable housing construction in district compared to Citywide average: 2014 - 2023



Affordable housing preserved in district: 2014 - 2023



Total affordable housing production in district: 2014 - 2023



Source: github.com/thenyhcc/citycouncildistricthousingtracker