

CHARLES BARRON

NY City Council

# District 42

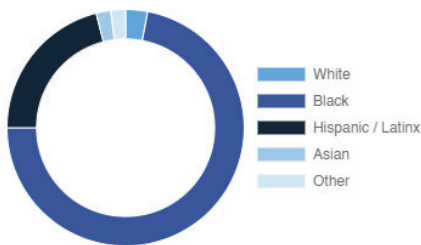
East New York, New Lots, Remsen Village, Spring Creek, Starrett City

## Every Neighborhood Must Do Its Part To Solve New York's Affordable Housing Crisis

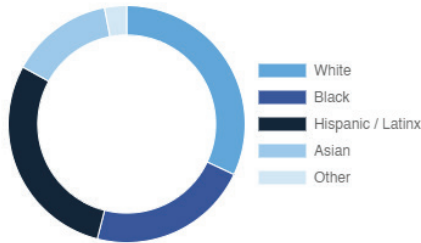
The New York metro area is facing a shortage of 772,000 apartments affordable to very low-income households, nearly 1 million households are rent burdened and more than 68,350 people are homeless in New York City according to the most recent estimate.

### Who lives in District 42?

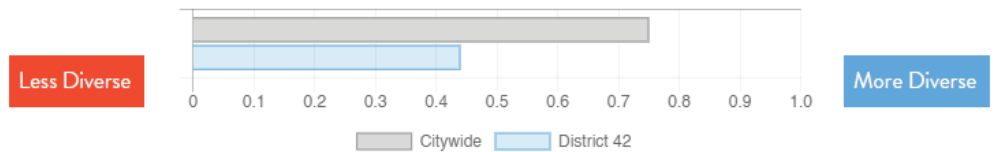
District 42



Citywide



### Racial Diversity Index



Demographics	District 42	Citywide
Seniors – 65 And Older	14.6%	14.5%
Families With Children	25.5%	24.8%
Median Household Income	\$37,166	\$63,998
People Living Below Poverty Level	28.6%	17.9%

### What are the housing needs in District 42?

Housing Need	District 42	Citywide   Avg Per District
Rental Vacancy Rate	4.2%	3.4%
Rent Burdened Households	55.9%	52.5%
Percent Overcrowded	3.3%	3.7%
Code Violations Per 100 Units	22.6	12.1
NYCHA Capital Needs	\$1,616,765,091	\$787,949,140

Households Entering DHS Homeless Shelters	
Brooklyn CB 5	1606
Brooklyn CB 16	1122

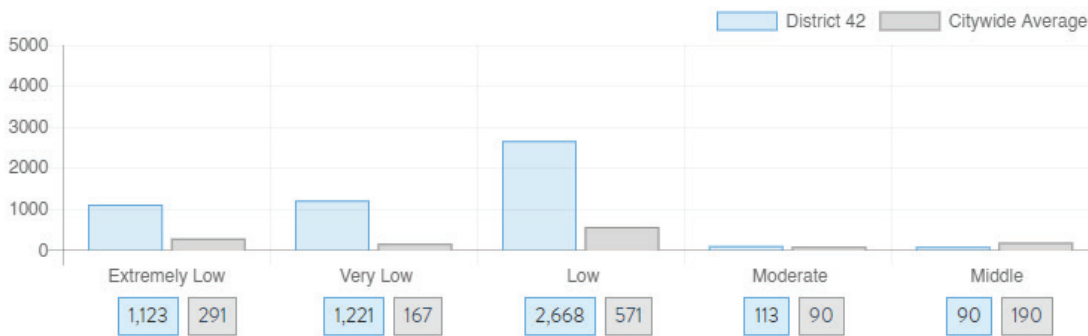
### What is the housing stock in District 42?

Housing Stock	District 42	Citywide   Avg Per District
NYCHA Units	9,542	3,243
Section 8 Units	5,184	2,538
Density: PPL Per Acre	30.9	45.8
Percent Homeowners	22.7%	32.7%
Percent Renters	77.3%	67.3%
Rent Regulated Units	11,000	18,980
Units In 1-4 Family Homes	49.7%	38.5%
Units In 5-19 Unit Buildings	11.1%	12.9%
Units In 20+ Unit Buildings	39.1%	48.4%

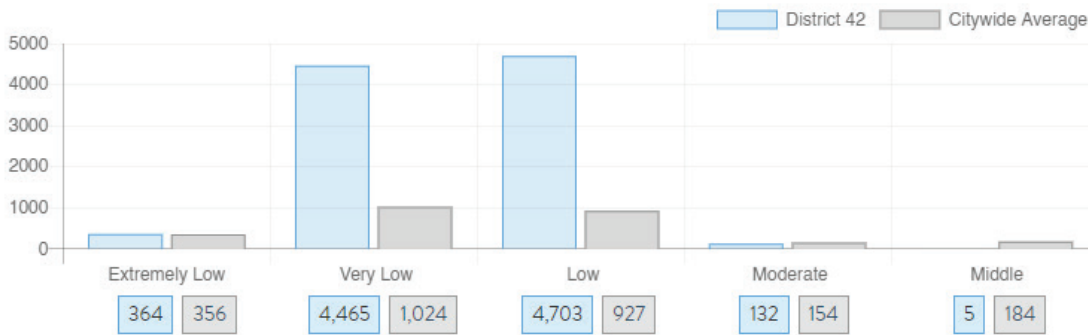
Housing Production	District 42	Citywide Average
Housing Units In 2013	59,596	67,275
New Housing Units 2014 – 2020	3,167	3,051
Housing Units In 2020	62,763	70,326
Increase From 2013	5.3%	4.5%

## What affordable housing is being produced?

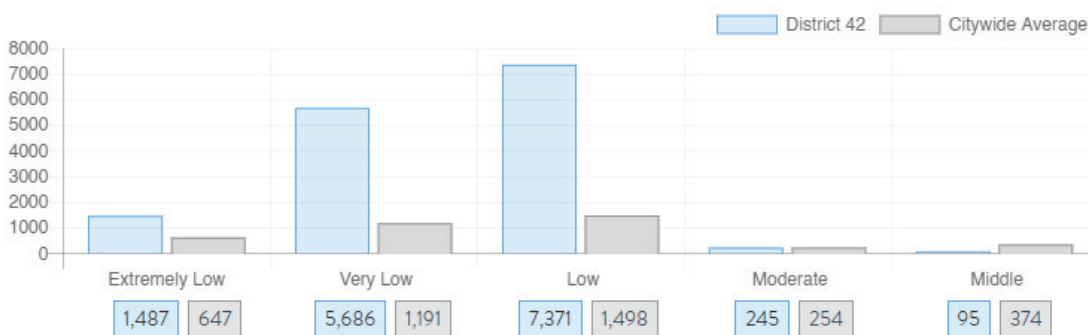
Affordable housing construction in district compared to Citywide average: 2014 - 2021



Affordable housing preserved in district: 2014 - 2021



Total affordable housing production in district: 2014 - 2021



Source: [github.com/thenyhcc/citycouncildistricthousingtracker](https://github.com/thenyhcc/citycouncildistricthousingtracker)