

AMANDA FARIAS

NY City Council

District 18 @AmandaFariasNYC

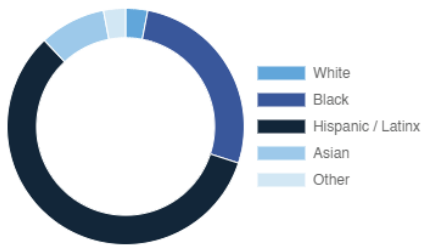
Soundview, Castle Hill, Parkchester, Clason Point, Harding Park

Every Neighborhood Must Do Its Part To Solve New York's Affordable Housing Crisis

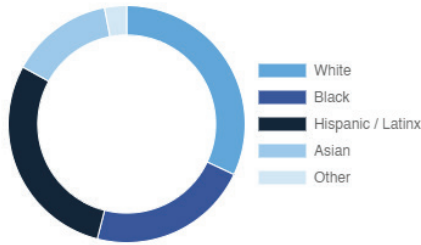
The New York metro area is facing a shortage of 772,000 apartments affordable to very low-income households, nearly 1 million households are rent burdened and more than 68,350 people are homeless in New York City according to the most recent estimate.

Who lives in District 18?

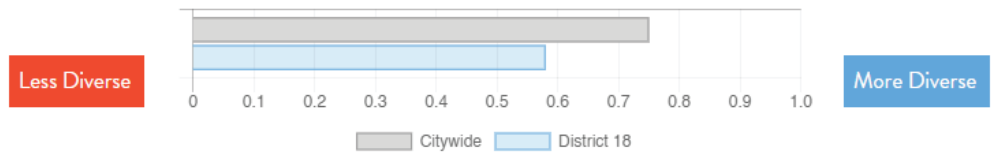
District 18



Citywide



Racial Diversity Index



Demographics	District 18	Citywide
Seniors – 65 And Older	12.7%	14.5%
Families With Children	31.7%	24.8%
Median Household Income	\$45,332	\$63,998
People Living Below Poverty Level	27.1%	17.9%

What are the housing needs in District 18?

Housing Need	District 18	Citywide Avg Per District
Rental Vacancy Rate	1.8%	3.4%
Rent Burdened Households	54.6%	52.5%
Percent Overcrowded	4.7%	3.7%
Code Violations Per 100 Units	16.6	12.1
NYCHA Capital Needs	\$2,167,507,214	\$787,949,140

Households Entering DHS Homeless Shelters	
Bronx CB 9	1388

What is the housing stock in District 18?

Housing Stock	District 18	Citywide Avg Per District
NYCHA Units	8,367	3,243
Section 8 Units	5,302	2,538
Density: PPL Per Acre	68.8	45.8
Percent Homeowners	21.9%	32.7%
Percent Renters	78.1%	67.3%
Rent Regulated Units	19,000	18,980
Units In 1-4 Family Homes	37.0%	38.5%
Units In 5-19 Unit Buildings	6.1%	12.9%
Units In 20+ Unit Buildings	56.4%	48.4%

Housing Production	District 18	Citywide Average
Housing Units In 2013	62,672	67,275
New Housing Units 2014 – 2020	1,176	3,051
Housing Units In 2020	63,848	70,326
Increase From 2013	1.9%	4.5%

AMANDA FARIÁS

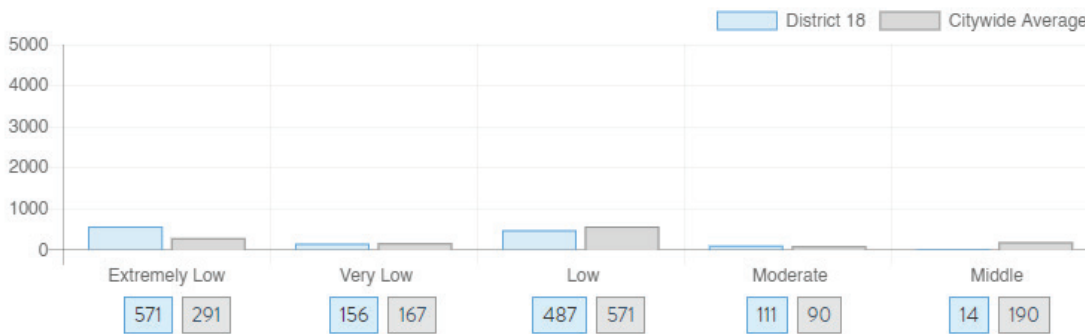
NY City Council

District 18 @AmandaFariasNYC

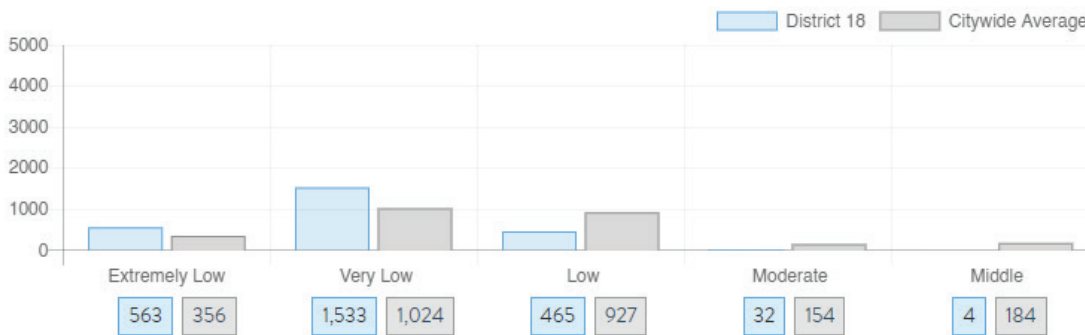
Soundview, Castle Hill, Parkchester, Clason Point, Harding Park

What affordable housing is being produced?

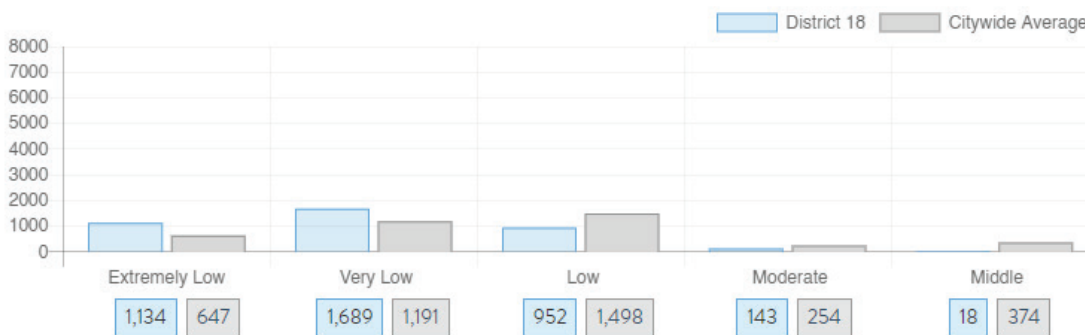
Affordable housing construction in district compared to Citywide average: 2014 - 2021



Affordable housing preserved in district: 2014 - 2021



Total affordable housing production in district: 2014 - 2021



Source: github.com/thenyhccitycouncil/districthousingtracker