

KRISTIN RICHARDSON JORDAN

NY City Council

District 9

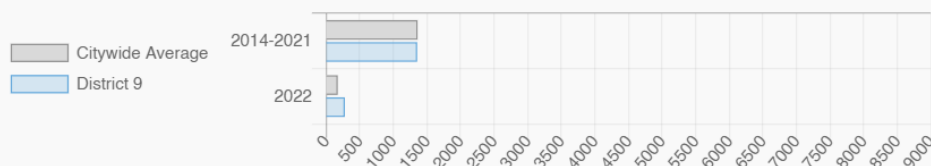
@Kristin4Harlem

Central Harlem, Morningside Heights, Upper West Side, East Harlem

Every Neighborhood Must Do Its Part To Solve New York's Affordable Housing Crisis

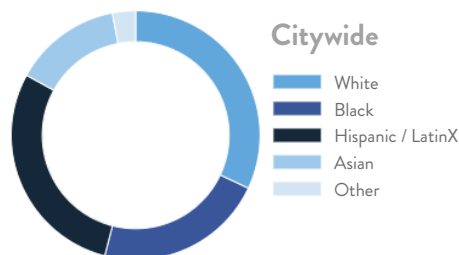
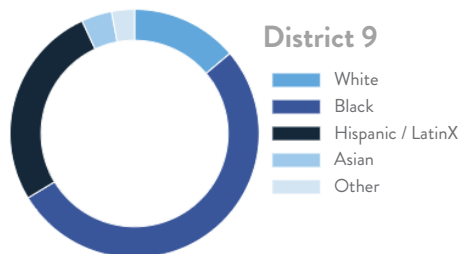
The New York metro area is facing a shortage of 772,000 apartments affordable to very low-income households, nearly 1 million households are rent burdened and more than 68,350 people are homeless in New York City according to the most recent estimate.

Affordable Housing Construction in District: 2014-2022

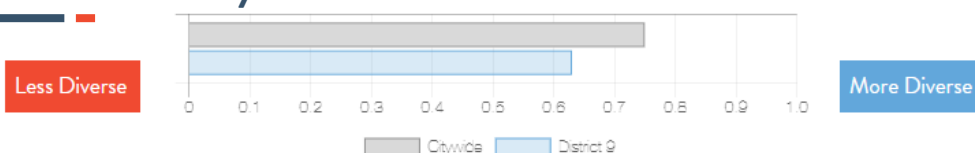


Ranked 19
IN AFFORDABLE
HOUSING

Who lives in District 9?



Racial Diversity Index



Demographics

Demographics	District 9	Citywide
Seniors – 65 And Older	11.5%	14.5%
Families With Children	21.7%	24.8%
Median Household Income	\$53,139	\$63,998
People Living Below Poverty Level	25.3%	17.9%

What is the housing stock in District 9?

Housing Stock	District 9	Citywide Avg Per District
NYCHA Units	10,966	3,243
Section 8 Units	4,060	2,538
Density: PPL Per Acre	133.1	45.8
Percent Homeowners	13.1%	32.7%
Percent Renters	86.9%	67.3%
Rent Regulated Units	29,000	18,980
Units In 1-4 Family Homes	10.3%	38.5%
Units In 5-19 Unit Buildings	22.9%	12.9%
Units In 20+ Unit Buildings	66.7%	48.4%

What are the housing needs in District 9?

Housing Need	District 9	Citywide Avg Per District
Rental Vacancy Rate	4.3%	3.4%
Rent Burdened Households	45.1%	52.5%
Expiring Affordable Units 2023 – 2027	4,681	1,167
Percent Overcrowded	2.5%	3.7%
Code Violations Per 100 Units	40.1	21.0
NYCHA Capital Needs	\$2,379,655,944	\$787,949,140

Households Entering DHS Homeless Shelters

Manhattan CB 10	676
-----------------	-----

Housing Production

Housing Production	District 9	Citywide Average
Housing Units In 2021	80,671	70,893
New Housing Units 2022	53	281
Housing Units In 2022	80,724	71,174
Increase In 2022	0.07%	0.39%

KRISTIN RICHARDSON JORDAN

NY City Council

District 9

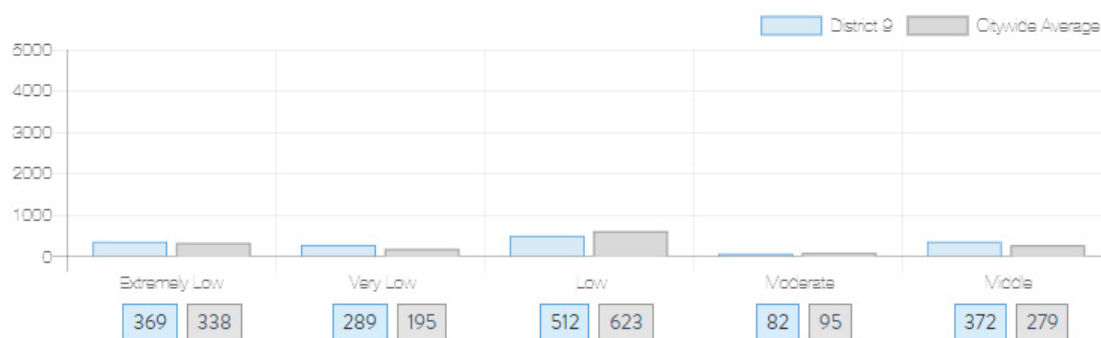
@Kristin4Harlem

Central Harlem, Morningside Heights, Upper West Side, East Harlem

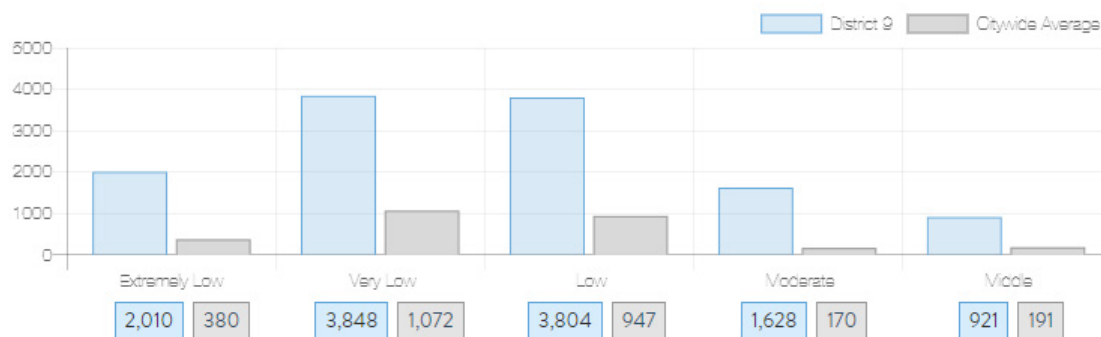
NYC
HOUSING TRACKER

What affordable housing is being produced?

Affordable housing construction in district compared to Citywide average: 2014 - 2022



Affordable housing preserved in district: 2014 - 2022



Total affordable housing production in district: 2014 - 2022



Source: github.com/thenyhccitycouncildistricthousingtracker