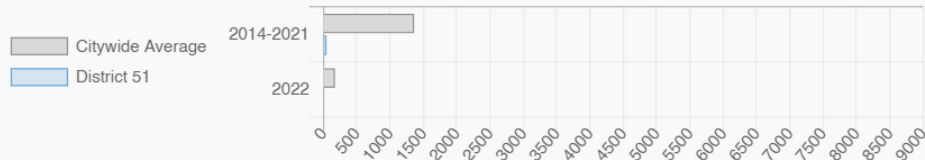


JOSEPH BORELLI

NY City Council
District 51

Annadale, Arden Heights, Bay Terrace, Charleston, Eltingville, Great Kills, Greenridge, Heartland Village, Huguenot, New Springville, Pleasant Plains, Prince's Bay, Richmond Valley, Rossville, Tottenville, Woodrow

Affordable Housing Construction in District: 2014-2022



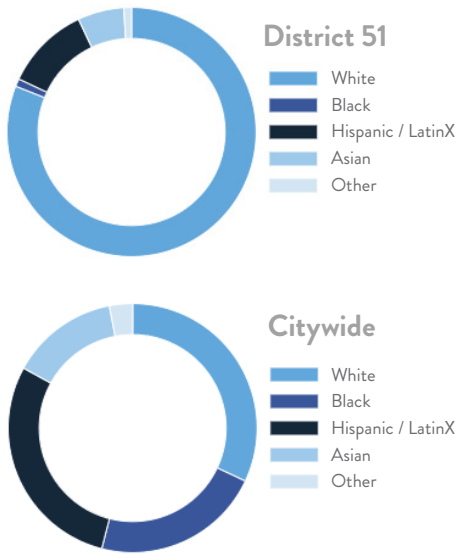
Every Neighborhood Must Do Its Part To Solve New York's Affordable Housing Crisis

The New York metro area is facing a shortage of 772,000 apartments affordable to very low-income households, nearly 1 million households are rent burdened and more than 68,350 people are homeless in New York City according to the most recent estimate.

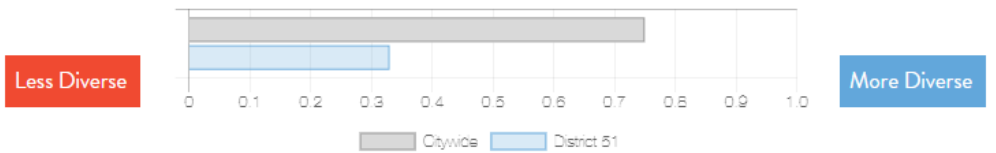


Ranked 48 IN AFFORDABLE HOUSING

Who lives in District 51?



Racial Diversity Index



Demographics	District 51	Citywide
Seniors – 65 And Older	17.3%	14.5%
Families With Children	32.5%	24.8%
Median Household Income	\$106,714	\$63,998
People Living Below Poverty Level	6.1%	17.9%

What is the housing stock in District 51?

Housing Stock	District 51	Citywide Avg Per District
NYCHA Units	-	3,243
Section 8 Units	19	2,538
Density: PPL Per Acre	10.1	45.8
Percent Homeowners	82.1%	32.7%
Percent Renters	17.9%	67.3%
Rent Regulated Units	2,000	18,980
Units In 1-4 Family Homes	95.1%	38.5%
Units In 5-19 Unit Buildings	2.0%	12.9%
Units In 20+ Unit Buildings	2.8%	48.4%

What are the housing needs in District 51?

Housing Need	District 51	Citywide Avg Per District
Rental Vacancy Rate	3.2%	3.4%
Rent Burdened Households	45.5%	52.5%
Expiring Affordable Units 2023 – 2027	8	1,167
Percent Overcrowded	0.8%	3.7%
Code Violations Per 100 Units	1.1	21.0
NYCHA Capital Needs	\$0	\$787,949,140

Households Entering DHS Homeless Shelters		
Staten Island CB 3		32

Housing Production	District 51	Citywide Average
Housing Units In 2021	61,318	70,893
New Housing Units 2022	90	281
Housing Units In 2022	61,408	71,174
Increase In 2022	0.15%	0.39%

JOSEPH BORELLI

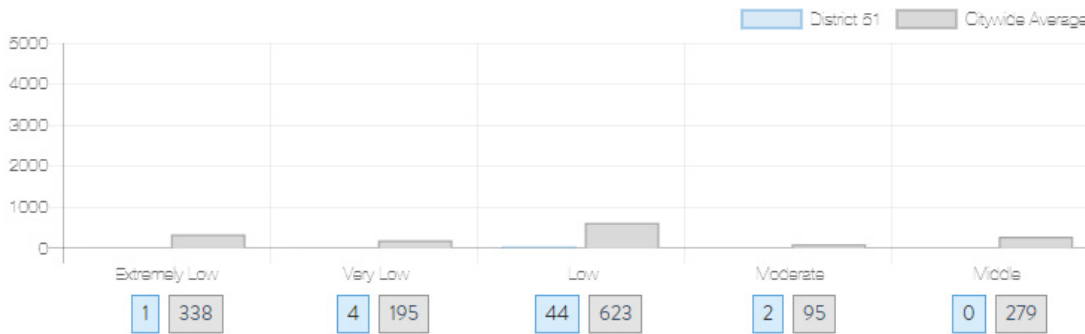
NY City Council
District 51

Annadale, Arden Heights, Bay Terrace, Charleston, Eltingville, Great Kills, Greenridge, Heartland Village, Huguenot, New Springville, Pleasant Plains, Prince's Bay, Richmond Valley, Rossville, Tottenville, Woodrow

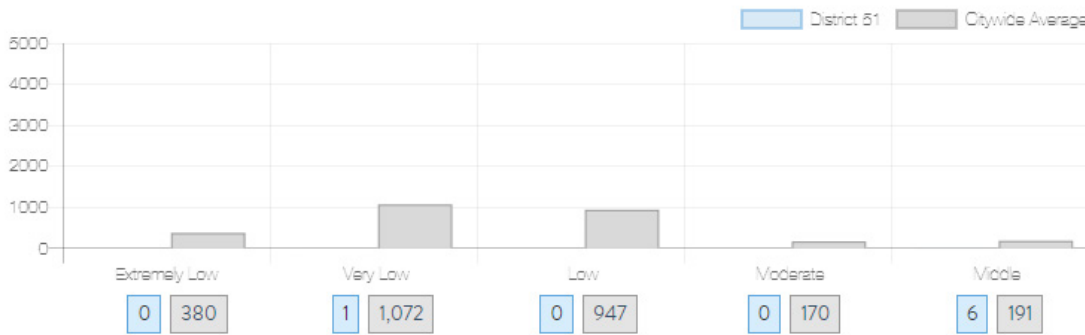


What affordable housing is being produced?

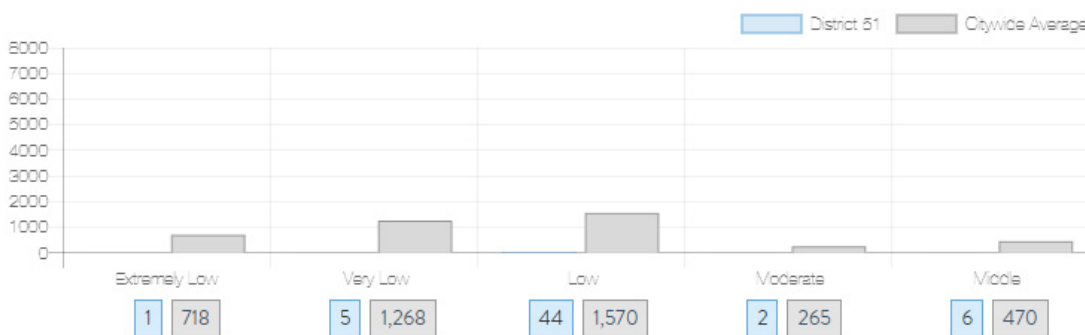
Affordable housing construction in district compared to Citywide average: 2014 - 2022



Affordable housing preserved in district: 2014 - 2022



Total affordable housing production in district: 2014 - 2022



Source: github.com/thenyhccitycouncil/districthousingtracker