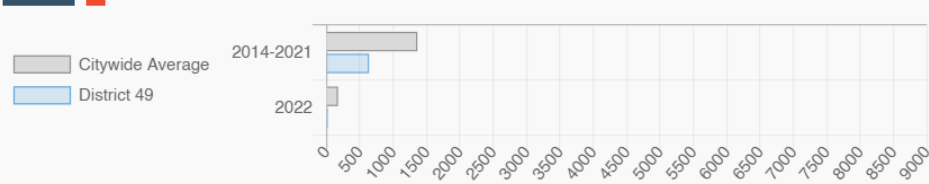


KAMILLAH HANKS

NY City Council District 49

Arlington, Clifton, Clove Lakes, Concord, Elm Park, Graniteville, Livingston, Mariners Harbor, New Brighton, Port Richmond, Randall Manor, Rosebank, St. George, Snug Harbor, Silver Lake, Stapleton, Sunnyside, West Brighton and Tompkinsville

Affordable Housing Construction in District: 2014-2022



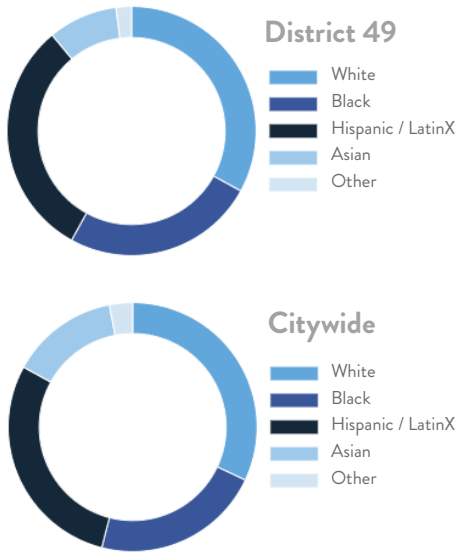
Every Neighborhood Must Do Its Part To Solve New York's Affordable Housing Crisis

The New York metro area is facing a shortage of 772,000 apartments affordable to very low-income households, nearly 1 million households are rent burdened and more than 68,350 people are homeless in New York City according to the most recent estimate.

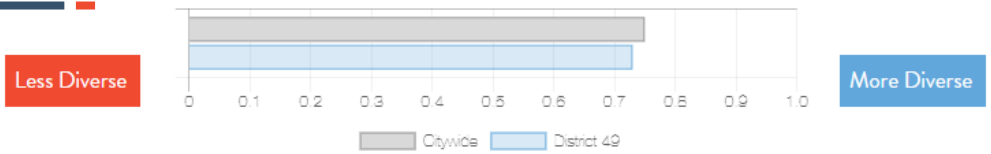


Ranked 28 IN AFFORDABLE HOUSING

Who lives in District 49?



Racial Diversity Index



Demographics	District 49	Citywide
Seniors – 65 And Older	13.3%	14.5%
Families With Children	30.7%	24.8%
Median Household Income	\$68,715	\$63,998
People Living Below Poverty Level	19.5%	17.9%

What is the housing stock in District 49?

Housing Stock	District 49	Citywide Avg Per District
NYCHA Units	3,511	3,243
Section 8 Units	2,681	2,538
Density: PPL Per Acre	18.9	45.8
Percent Homeowners	51.5%	32.7%
Percent Renters	48.5%	67.3%
Rent Regulated Units	7,000	18,980
Units In 1-4 Family Homes	74.1%	38.5%
Units In 5-19 Unit Buildings	4.7%	12.9%
Units In 20+ Unit Buildings	20.7%	48.4%

What are the housing needs in District 49?

Housing Need	District 49	Citywide Avg Per District
Rental Vacancy Rate	8.5%	3.4%
Rent Burdened Households	59.3%	52.5%
Expiring Affordable Units 2023 – 2027	341	1,167
Percent Overcrowded	1.8%	3.7%
Code Violations Per 100 Units	12.0	21.0
NYCHA Capital Needs	\$1,031,298,218	\$787,949,140

Households Entering DHS Homeless Shelters	
Staten Island CB 1	389

Housing Production	District 49	Citywide Average
Housing Units In 2021	60,370	70,893
New Housing Units 2022	12	281
Housing Units In 2022	60,382	71,174
Increase In 2022	0.02%	0.39%

KAMILLAH HANKS

NY City Council

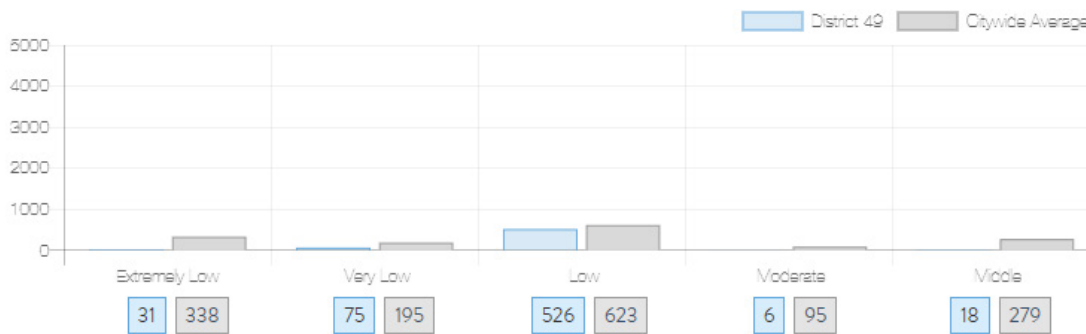
District 49

Arlington, Clifton, Clove Lakes, Concord, Elm Park, Graniteville, Livingston, Mariners Harbor, New Brighton, Port Richmond, Randall Manor, Rosebank, St. George, Snug Harbor, Silver Lake, Stapleton, Sunnyside, West Brighton and Tompkinsville

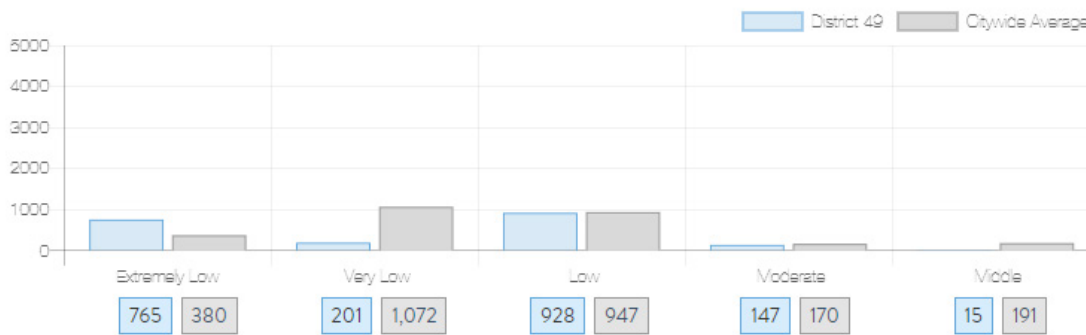


What affordable housing is being produced?

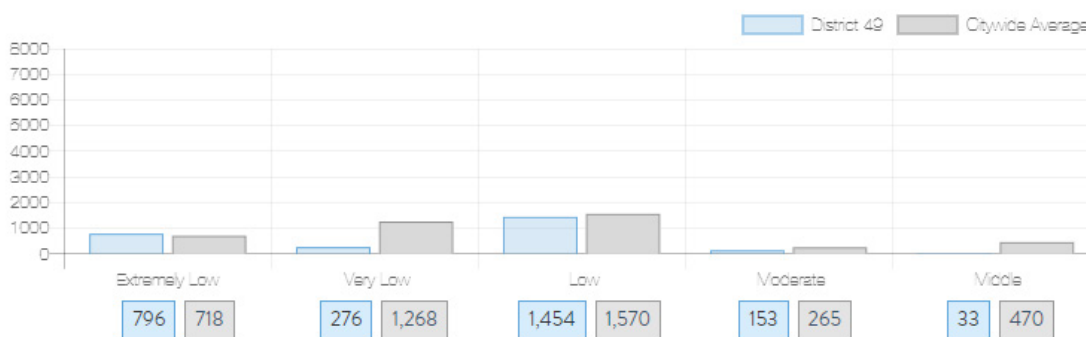
Affordable housing construction in district compared to Citywide average: 2014 - 2022



Affordable housing preserved in district: 2014 - 2022



Total affordable housing production in district: 2014 - 2022



Source: github.com/thenyhcc/citycouncildistricthousingtracker