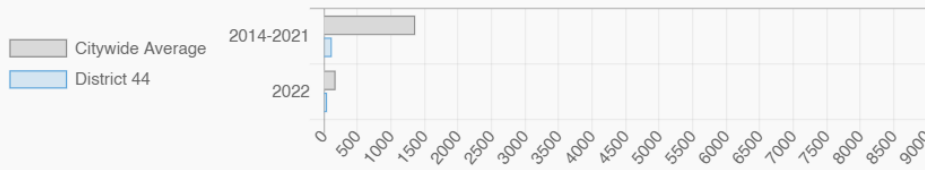


KALMAN YEGER

NY City Council District 44

Bensonhurst, Borough Park, Midwood, Ocean Parkway

Affordable Housing Construction in District: 2014-2022



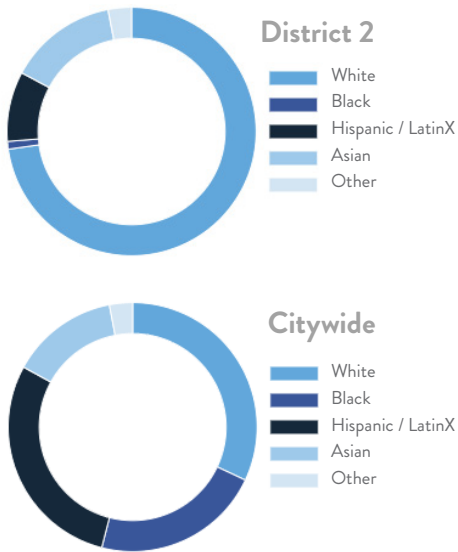
Every Neighborhood Must Do Its Part To Solve New York's Affordable Housing Crisis

The New York metro area is facing a shortage of 772,000 apartments affordable to very low-income households, nearly 1 million households are rent burdened and more than 68,350 people are homeless in New York City according to the most recent estimate.

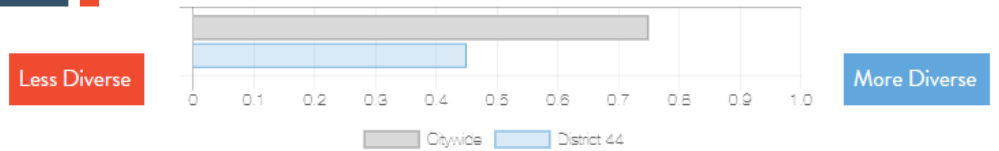


Ranked 43 IN AFFORDABLE HOUSING

Who lives in District 44?



Racial Diversity Index



| Demographics | District 44 | Citywide |
|-----------------------------------|-------------|----------|
| Seniors – 65 And Older | 13.8% | 14.5% |
| Families With Children | 38.0% | 24.8% |
| Median Household Income | \$52,249 | \$63,998 |
| People Living Below Poverty Level | 27.5% | 17.9% |

What are the housing needs in District 44?

| Housing Need | District 44 | Citywide Avg Per District |
|---------------------------------------|-------------|-----------------------------|
| Rental Vacancy Rate | 2.7% | 3.4% |
| Rent Burdened Households | 66.5% | 52.5% |
| Expiring Affordable Units 2023 – 2027 | 84 | 1,167 |
| Percent Overcrowded | 7.0% | 3.7% |
| Code Violations Per 100 Units | 18.5 | 21.0 |
| NYCHA Capital Needs | 0 | \$787,949,140 |

| Households Entering DHS Homeless Shelters | |
|---|-----|
| Brooklyn CB 11 | 113 |
| Brooklyn CB 12 | 88 |

What is the housing stock in District 44?

| Housing Stock | District 44 | Citywide Avg Per District |
|------------------------------|-------------|-----------------------------|
| NYCHA Units | - | 3,243 |
| Section 8 Units | 3,494 | 2,538 |
| Density: PPL Per Acre | 72.6 | 45.8 |
| Percent Homeowners | 35.3% | 32.7% |
| Percent Renters | 64.7% | 67.3% |
| Rent Regulated Units | 17,000 | 18,980 |
| Units In 1-4 Family Homes | 57.9% | 38.5% |
| Units In 5-19 Unit Buildings | 7.9% | 12.9% |
| Units In 20+ Unit Buildings | 33.9% | 48.4% |

| Housing Production | District 44 | Citywide Average |
|------------------------|-------------|------------------|
| Housing Units In 2021 | 56,742 | 70,893 |
| New Housing Units 2022 | 84 | 281 |
| Housing Units In 2022 | 56,826 | 71,174 |
| Increase In 2022 | 0.15% | 0.39% |

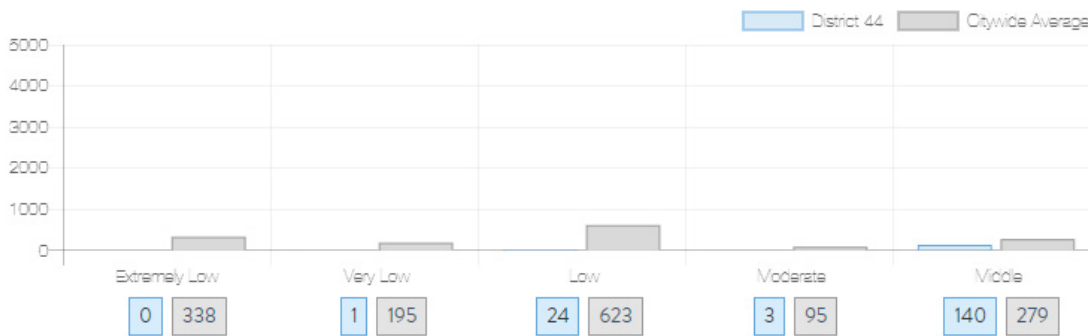
KALMAN YEGER

NY City Council
District 44

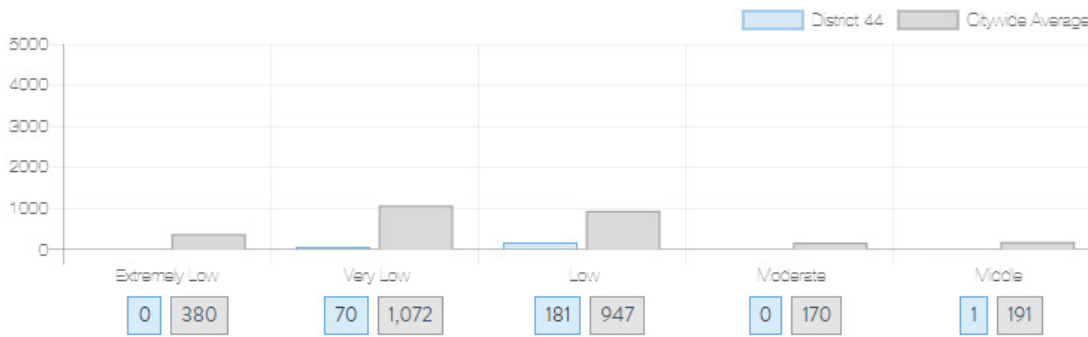
Bensonhurst, Borough Park, Midwood, Ocean Parkway

What affordable housing is being produced?

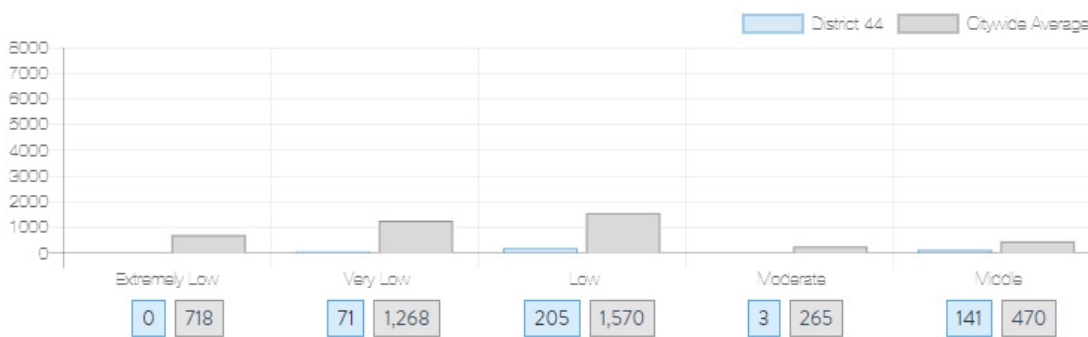
Affordable housing construction in district compared to Citywide average: 2014 - 2022



Affordable housing preserved in district: 2014 - 2022



Total affordable housing production in district: 2014 - 2022



Source: github.com/thenyhccitycouncil/districthousingtracker