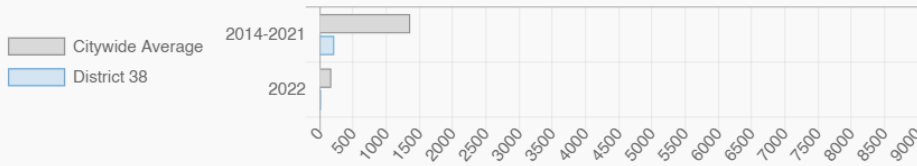


ALEXA AVILÉS

NY City Council District 38

Red Hook, Sunset Park, Greenwood Heights and portions of Windsor Terrace, Dyker Heights, and Boro Park

Affordable Housing Construction in District: 2014-2022



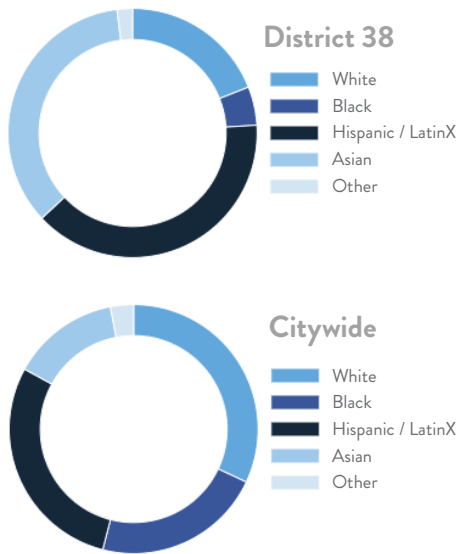
Every Neighborhood Must Do Its Part To Solve New York's Affordable Housing Crisis

The New York metro area is facing a shortage of 772,000 apartments affordable to very low-income households, nearly 1 million households are rent burdened and more than 68,350 people are homeless in New York City according to the most recent estimate.

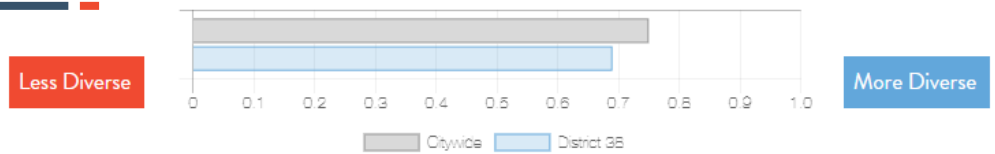


Ranked 40 IN AFFORDABLE HOUSING

Who lives in District 38?



Racial Diversity Index



Demographics	District 38	Citywide
Seniors – 65 And Older	11.5%	14.5%
Families With Children	32.9%	24.8%
Median Household Income	\$53,786	\$63,998
People Living Below Poverty Level	26.1%	17.9%

What are the housing needs in District 38?

Housing Need	District 38	Citywide Avg Per District
Rental Vacancy Rate	2.8%	3.4%
Rent Burdened Households	55.4%	52.5%
Expiring Affordable Units 2023 – 2027	492	1,167
Percent Overcrowded	8.3%	3.7%
Code Violations Per 100 Units	22.4	21.0
NYCHA Capital Needs	\$737,027,777	\$787,949,140

Households Entering DHS Homeless Shelters	
Brooklyn CB 7	124
Brooklyn CB 6	189

What is the housing stock in District 38?

Housing Stock	District 38	Citywide Avg Per District
NYCHA Units	2,868	3,243
Section 8 Units	980	2,538
Density: PPL Per Acre	48.4	45.8
Percent Homeowners	24.1%	32.7%
Percent Renters	75.9%	67.3%
Rent Regulated Units	13,000	18,980
Units In 1-4 Family Homes	54.5%	38.5%
Units In 5-19 Unit Buildings	25.1%	12.9%
Units In 20+ Unit Buildings	20.2%	48.4%

Housing Production	District 38	Citywide Average
Housing Units In 2021	57,033	70,893
New Housing Units 2022	222	281
Housing Units In 2022	57,255	71,174
Increase In 2022	0.39%	0.39%

ALEXA AVILÉS

NY City Council

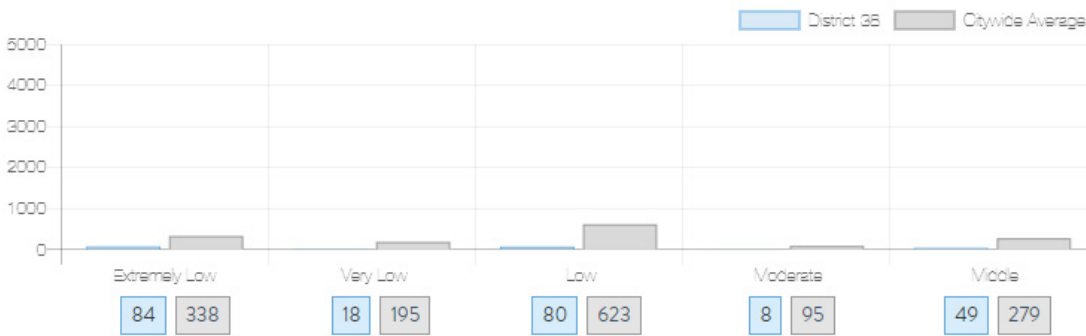
District 38

Red Hook, Sunset Park, Greenwood Heights and portions of Windsor Terrace, Dyker Heights, and Boro Park

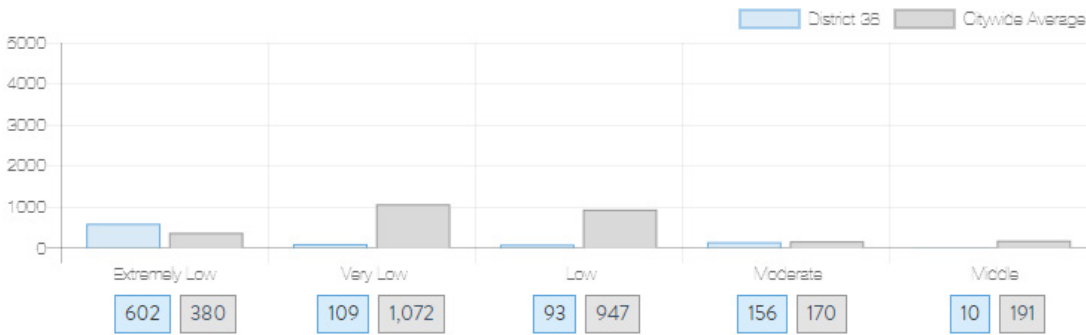


What affordable housing is being produced?

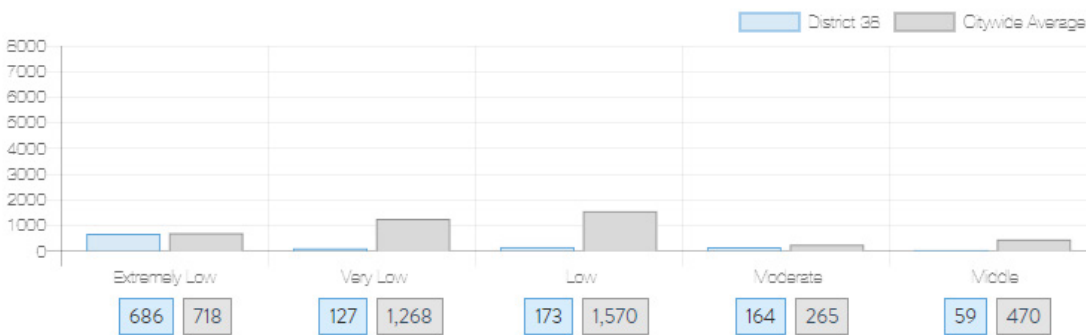
Affordable housing construction in district compared to Citywide average: 2014 - 2022



Affordable housing preserved in district: 2014 - 2022



Total affordable housing production in district: 2014 - 2022



Source: github.com/thenyhcc/citycouncildistricthousingtracker