

JAMES GENNARO

NY City Council

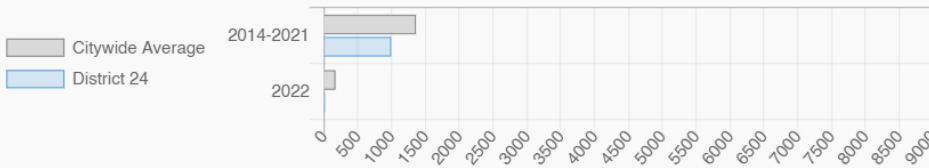
District 24 @JimGennaro

Kew Gardens Hills, Pomonok, Electchester, Fresh Meadows, Hillcrest, Jamaica Estates, Briarwood, Parkway Village, Jamaica Hills, Jamaica

Every Neighborhood Must Do Its Part To Solve New York's Affordable Housing Crisis

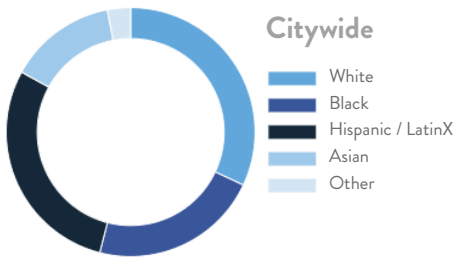
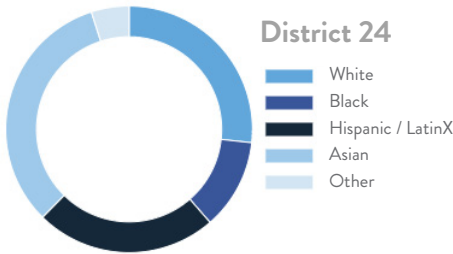
The New York metro area is facing a shortage of 772,000 apartments affordable to very low-income households, nearly 1 million households are rent burdened and more than 68,350 people are homeless in New York City according to the most recent estimate.

Affordable Housing Construction in District: 2014-2022

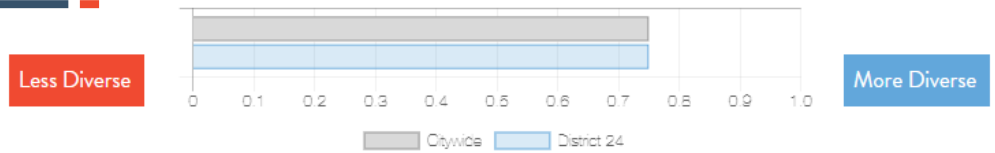


Ranked 23
IN AFFORDABLE HOUSING

Who lives in District 24?



Racial Diversity Index



Demographics	District 24	Citywide
Seniors – 65 And Older	15.7%	14.5%
Families With Children	28.8%	24.8%
Median Household Income	\$70,614	\$63,998
People Living Below Poverty Level	14.6%	17.9%

What are the housing needs in District 24?

Housing Need	District 24	Citywide Avg Per District
Rental Vacancy Rate	2.8%	3.4%
Rent Burdened Households	54.7%	52.5%
Expiring Affordable Units 2023 – 2027	287	1,167
Percent Overcrowded	4.2%	3.7%
Code Violations Per 100 Units	10.6	21.0
NYCHA Capital Needs	\$688,327,734	\$787,949,140

Households Entering DHS Homeless Shelters	
Queens CB 8	97

What is the housing stock in District 24?

Housing Stock	District 24	Citywide Avg Per District
NYCHA Units	2,221	3,243
Section 8 Units	234	2,538
Density: PPL Per Acre	33.2	45.8
Percent Homeowners	43.3%	32.7%
Percent Renters	56.7%	67.3%
Rent Regulated Units	10,000	18,980
Units In 1-4 Family Homes	49.1%	38.5%
Units In 5-19 Unit Buildings	12.1%	12.9%
Units In 20+ Unit Buildings	38.7%	48.4%

Housing Production	District 24	Citywide Average
Housing Units In 2021	58,578	70,893
New Housing Units 2022	266	281
Housing Units In 2022	58,844	71,174
Increase In 2022	0.45%	0.39%

JAMES GENNARO

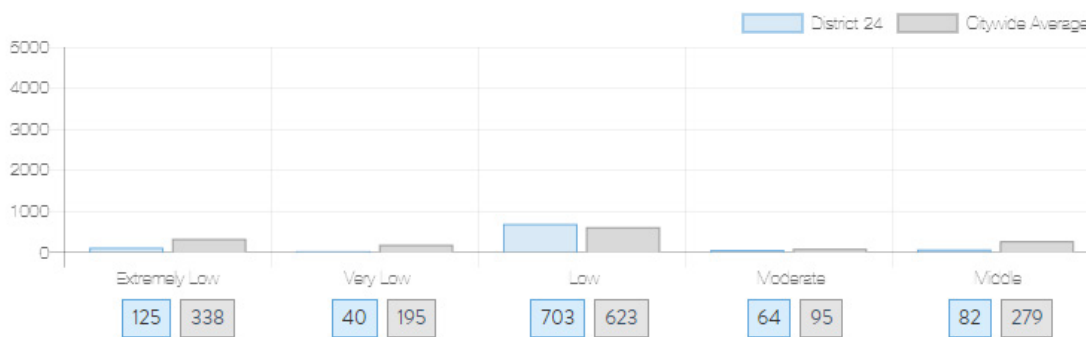
NY City Council

District 24 @JimGennaro

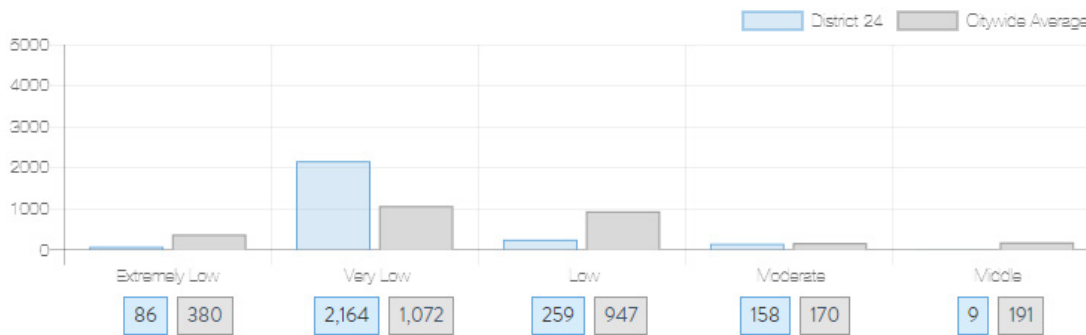
Kew Gardens Hills, Pomonok, Electchester, Fresh Meadows, Hillcrest, Jamaica Estates, Briarwood, Parkway Village, Jamaica Hills, Jamaica

What affordable housing is being produced?

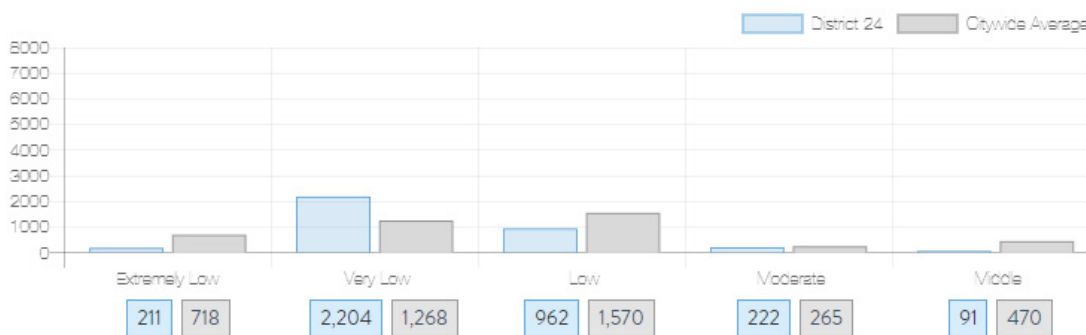
Affordable housing construction in district compared to Citywide average: 2014 - 2022



Affordable housing preserved in district: 2014 - 2022



Total affordable housing production in district: 2014 - 2022



Source: github.com/thenyhccitycouncil/districthousingtracker