

LINDA LEE

NY City Council

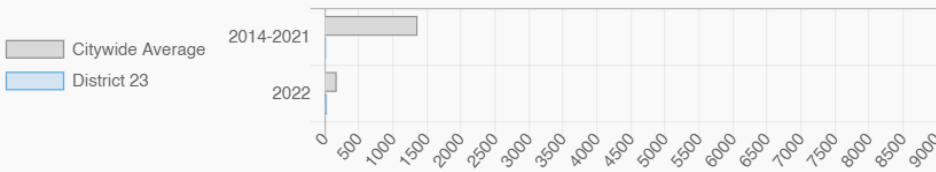
District 23 @LindaLeeForNYC

Bayside Hills, Bellerose, Douglaston, Floral Park, Fresh Meadows, Glen Oaks, Hollis, Hollis Hills, Holliswood, Little Neck, New Hyde Park, Oakland Gardens, Queens Village

Every Neighborhood Must Do Its Part To Solve New York's Affordable Housing Crisis

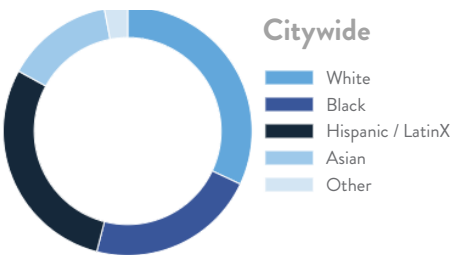
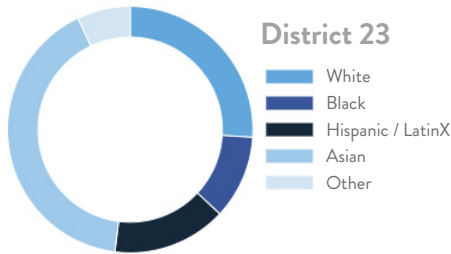
The New York metro area is facing a shortage of 772,000 apartments affordable to very low-income households, nearly 1 million households are rent burdened and more than 68,350 people are homeless in New York City according to the most recent estimate.

Affordable Housing Construction in District: 2014-2022

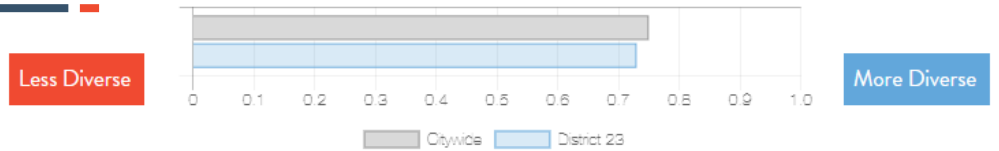


Ranked 49
IN AFFORDABLE HOUSING

Who lives in District 23?



Racial Diversity Index



Demographics	District 23	Citywide
Seniors – 65 And Older	19.5%	14.5%
Families With Children	26.0%	24.8%
Median Household Income	\$92,257	\$63,998
People Living Below Poverty Level	7.9%	17.9%

What are the housing needs in District 23?

Housing Need	District 23	Citywide Avg Per District
Rental Vacancy Rate	2.8%	3.4%
Rent Burdened Households	52.5%	52.5%
Expiring Affordable Units 2023 – 2027	2,348	1,167
Percent Overcrowded	1.3%	3.7%
Code Violations Per 100 Units	3.4	21.0
NYCHA Capital Needs	0	\$787,949,140

Households Entering DHS Homeless Shelters	
Queens CB 8	97
Queens CB 11	20
Queens CB 13	252

What is the housing stock in District 23?

Housing Stock	District 23	Citywide Avg Per District
NYCHA Units	-	3,243
Section 8 Units	52	2,538
Density: PPL Per Acre	22.5	45.8
Percent Homeowners	68.1%	32.7%
Percent Renters	31.9%	67.3%
Rent Regulated Units	4,000	18,980
Units In 1-4 Family Homes	77.0%	38.5%
Units In 5-19 Unit Buildings	8.0%	12.9%
Units In 20+ Unit Buildings	14.8%	48.4%

Housing Production	District 23	Citywide Average
Housing Units In 2021	57,909	70,893
New Housing Units 2022	14	281
Housing Units In 2022	57,923	71,174
Increase In 2022	0.02%	0.39%

LINDA LEE

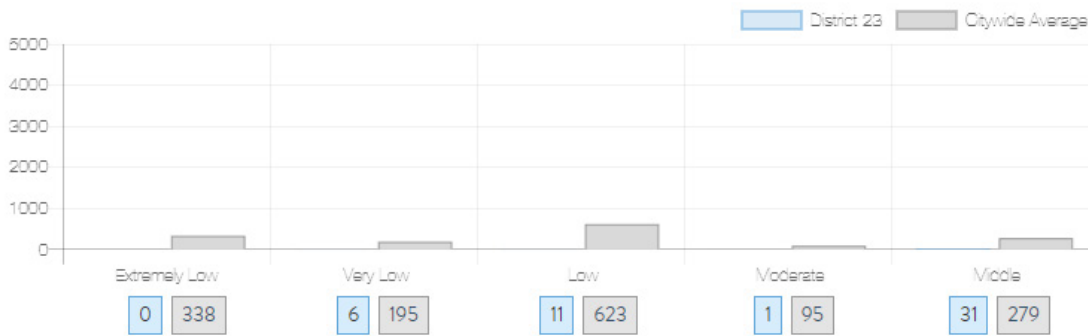
NY City Council

District 23 @LindaLeeForNYC

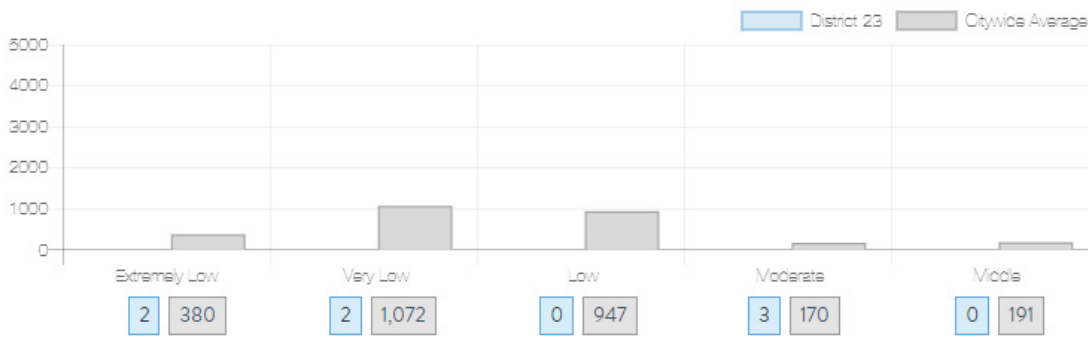
Bayside Hills, Bellerose, Douglaston, Floral Park, Fresh Meadows, Glen Oaks, Hollis, Hollis Hills, Holliswood, Little Neck, New Hyde Park, Oakland Gardens, Queens Village

What affordable housing is being produced?

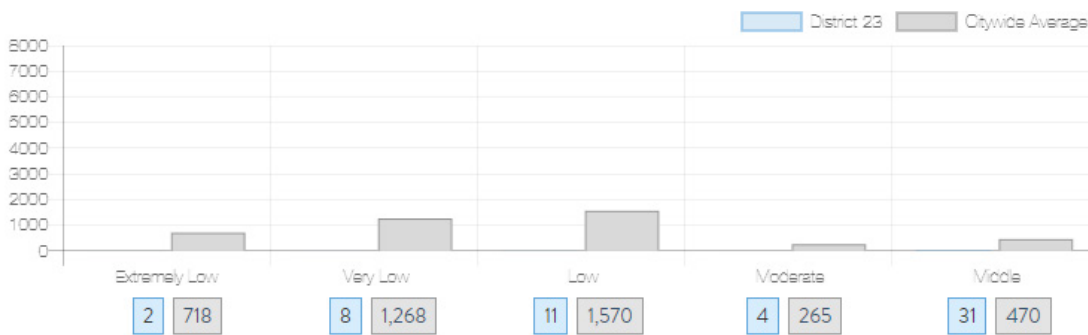
Affordable housing construction in district compared to Citywide average: 2014 - 2022



Affordable housing preserved in district: 2014 - 2022



Total affordable housing production in district: 2014 - 2022



Source: github.com/thenyhcc/citycouncildistricthousingtracker