

RAFAEL SALAMANCA

NY City Council

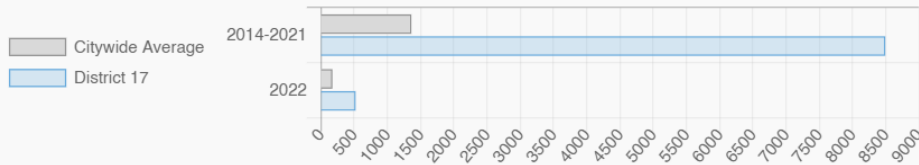
District 17 @Salamancajr80

Concourse Village, Crotona Park East, East Tremont, Hunts Point, Longwood, Melrose, Morrisania, Port Morris, West Farms, North Brother Island, South Brother Island

Every Neighborhood Must Do Its Part To Solve New York's Affordable Housing Crisis

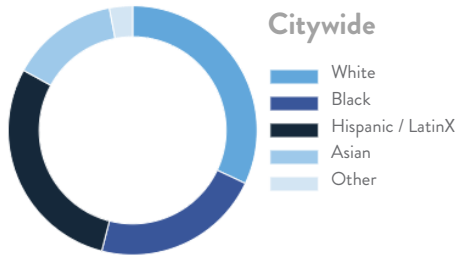
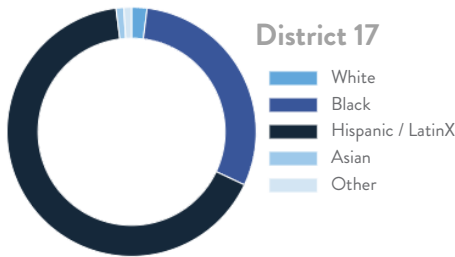
The New York metro area is facing a shortage of 772,000 apartments affordable to very low-income households, nearly 1 million households are rent burdened and more than 68,350 people are homeless in New York City according to the most recent estimate.

Affordable Housing Construction in District: 2014-2022

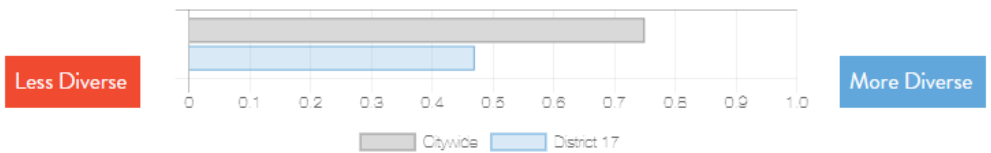


Ranked 1
IN AFFORDABLE HOUSING

Who lives in District 17?



Racial Diversity Index



Demographics	District 17	Citywide
Seniors – 65 And Older	10.7%	14.5%
Families With Children	32.0%	24.8%
Median Household Income	\$31,615	\$63,998
People Living Below Poverty Level	36.4%	17.9%

What are the housing needs in District 17?

Housing Need	District 17	Citywide Avg Per District
Rental Vacancy Rate	1.6%	3.4%
Rent Burdened Households	55.7%	52.5%
Expiring Affordable Units 2023 – 2027	1,902	1,167
Percent Overcrowded	3.5%	3.7%
Code Violations Per 100 Units	51.0	21.0
NYCHA Capital Needs	\$1,503,688,765	\$787,949,140

Households Entering DHS Homeless Shelters	
Bronx CB 1	1030
Bronx CB 2	571
Bronx CB 3	932

What is the housing stock in District 17?

Housing Stock	District 17	Citywide Avg Per District
NYCHA Units	5,913	3,243
Section 8 Units	8,258	2,538
Density: PPL Per Acre	54.2	45.8
Percent Homeowners	10.0%	32.7%
Percent Renters	90.0%	67.3%
Rent Regulated Units	23,000	18,980
Units In 1-4 Family Homes	19.3%	38.5%
Units In 5-19 Unit Buildings	14.7%	12.9%
Units In 20+ Unit Buildings	65.9%	48.4%

Housing Production	District 17	Citywide Average
Housing Units In 2021	66,614	70,893
New Housing Units 2022	898	281
Housing Units In 2022	67,512	71,174
Increase In 2022	1.33%	0.39%

RAFAEL SALAMANCA

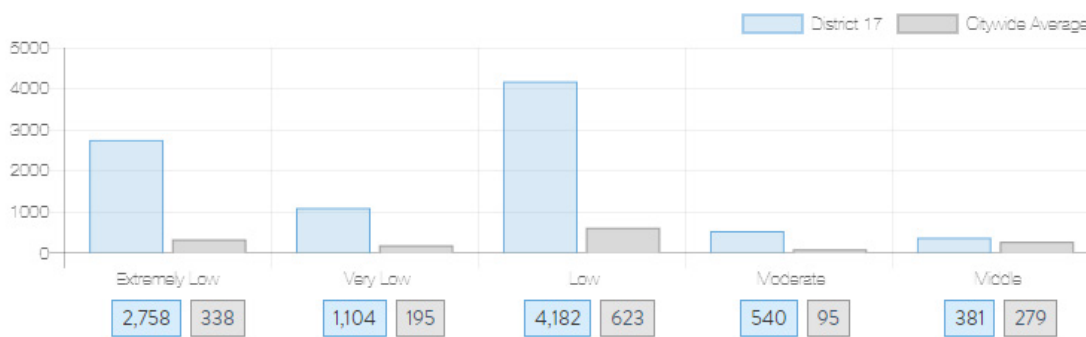
NY City Council

District 17 @Salamancajr80

Concourse Village, Crotona Park East, East Tremont, Hunts Point, Longwood, Melrose, Morrisania, Port Morris, West Farms, North Brother Island, South Brother Island

What affordable housing is being produced?

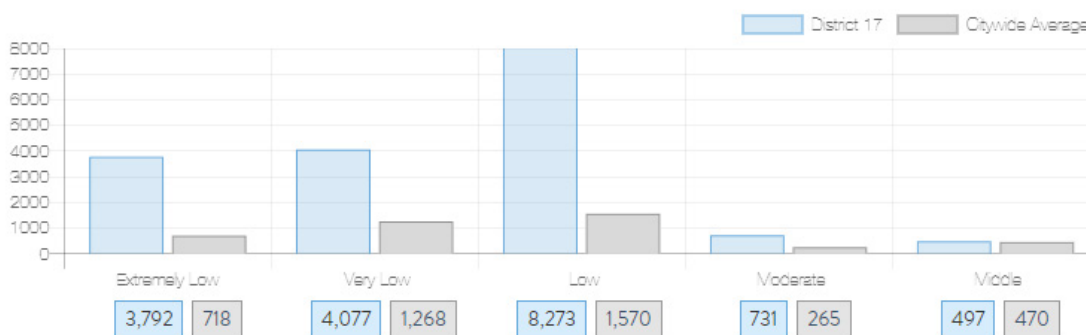
Affordable housing construction in district compared to Citywide average: 2014 - 2022



Affordable housing preserved in district: 2014 - 2022



Total affordable housing production in district: 2014 - 2022



Source: github.com/thenyhccitycouncil/districthousingtracker