

ALTHEA STEVENS

NY City Council

District 16

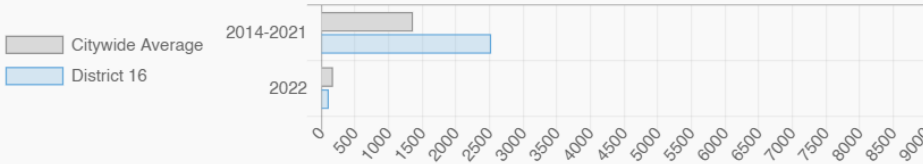
@althea4theBX

Claremont, Concourse, Concourse Village, Highbridge, Morris Heights, Mount Eden, Morrisania

## Every Neighborhood Must Do Its Part To Solve New York's Affordable Housing Crisis

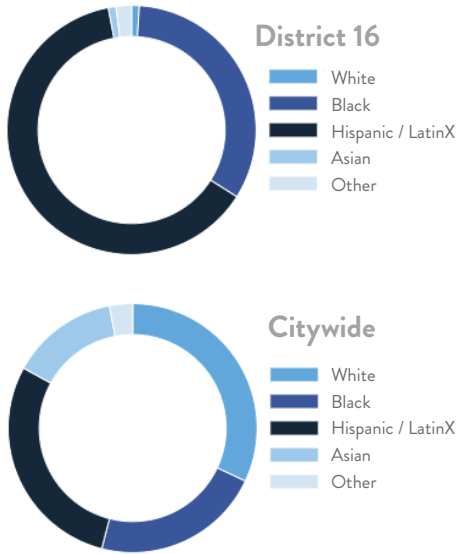
The New York metro area is facing a shortage of 772,000 apartments affordable to very low-income households, nearly 1 million households are rent burdened and more than 68,350 people are homeless in New York City according to the most recent estimate.

### Affordable Housing Construction in District: 2014-2022

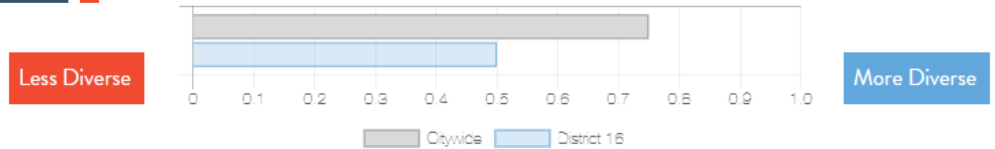


**Ranked 11**  
IN AFFORDABLE HOUSING

### Who lives in District 16?



### Racial Diversity Index



Demographics	District 16	Citywide
Seniors – 65 And Older	8.8%	14.5%
Families With Children	35.7%	24.8%
Median Household Income	\$32,201	\$63,998
People Living Below Poverty Level	37.3%	17.9%

### What are the housing needs in District 16?

Housing Need	District 16	Citywide   Avg Per District
Rental Vacancy Rate	1.8%	3.4%
Rent Burdened Households	57.4%	52.5%
Expiring Affordable Units 2023 – 2027	5,521	1,167
Percent Overcrowded	7.0%	3.7%
Code Violations Per 100 Units	52.8	21.0
NYCHA Capital Needs	\$2,104,645,927	\$787,949,140

Households Entering DHS Homeless Shelters	
Bronx CB 4	1136
Bronx CB 3	932

### What is the housing stock in District 16?

Housing Stock	District 16	Citywide   Avg Per District
NYCHA Units	9,224	3,243
Section 8 Units	7,074	2,538
Density: PPL Per Acre	118.1	45.8
Percent Homeowners	4.3%	32.7%
Percent Renters	95.7%	67.3%
Rent Regulated Units	38,000	18,980
Units In 1-4 Family Homes	10.5%	38.5%
Units In 5-19 Unit Buildings	10.7%	12.9%
Units In 20+ Unit Buildings	78.6%	48.4%

Housing Production	District 16	Citywide Average
Housing Units In 2021	61,637	70,893
New Housing Units 2022	174	281
Housing Units In 2022	61,811	71,174
Increase In 2022	0.28%	0.39%

ALTHEA STEVENS

NY City Council

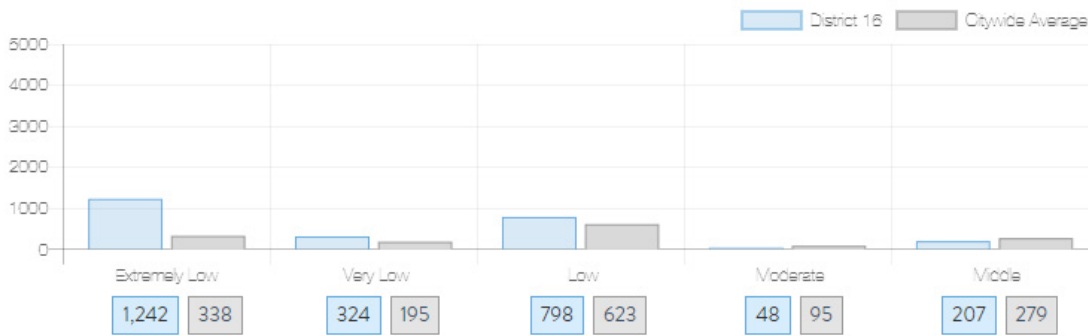
District 16

@althea4theBX

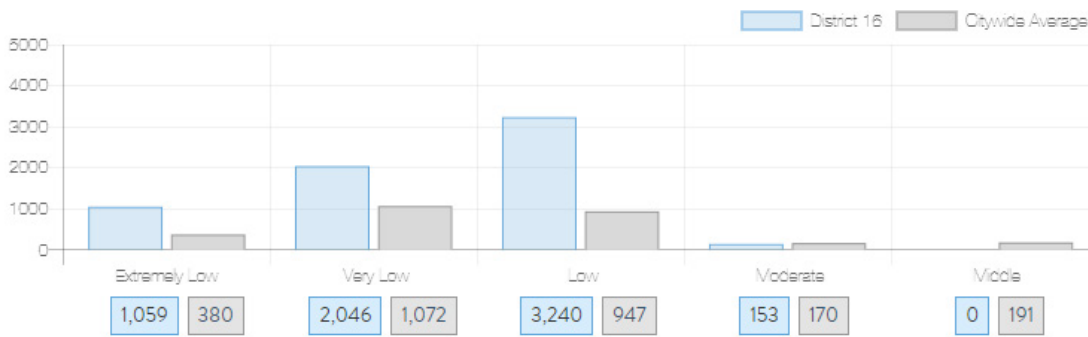
Claremont, Concourse, Concourse Village, Highbridge, Morris Heights, Mount Eden, Morrisania

## What affordable housing is being produced?

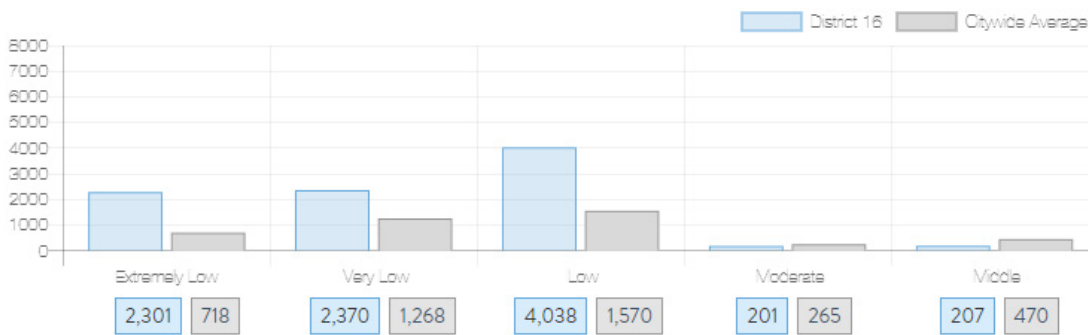
Affordable housing construction in district compared to Citywide average: 2014 - 2022



Affordable housing preserved in district: 2014 - 2022



Total affordable housing production in district: 2014 - 2022



Source: [github.com/thenyhcc/citycouncildistricthousingtracker](https://github.com/thenyhcc/citycouncildistricthousingtracker)